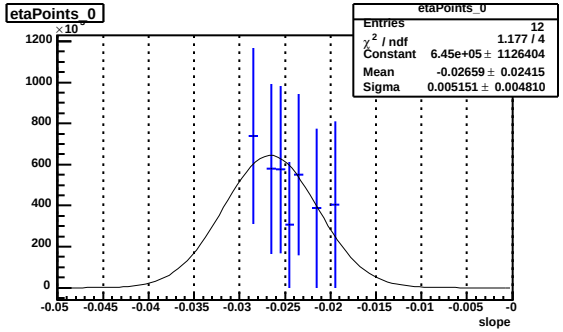
etaPoints_0
etaPoints_0
Entries 12
χ2 / ndf 1.177 / 4
Constant 6.45e+05 ± 1126404
Mean -0.02659 ± 0.02415
Sigma 0.005151 ± 0.004810
slope

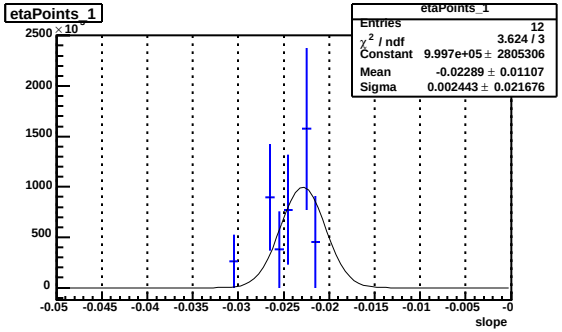
etaPoints_1
etaPoints_1
Entries 12
χ2 / ndf 3.624 / 3
Constant 9.997e+05 ± 2805306
Mean -0.02289 ± 0.01107
Sigma 0.002443 ± 0.021676
slope

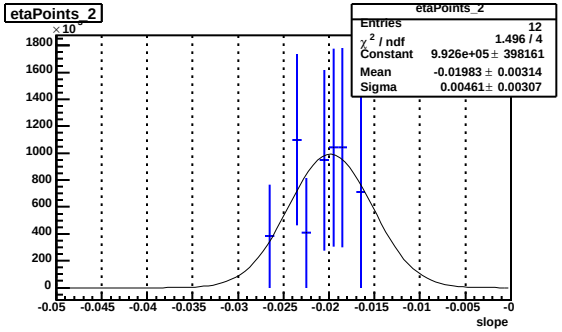
etaPoints_2
etaPoints_2
Entries 12
χ2 / ndf 1.496 / 4
Constant 9.926e+05 ± 398161
Mean -0.01983 ± 0.00314
Sigma 0.00461 ± 0.00307
slope

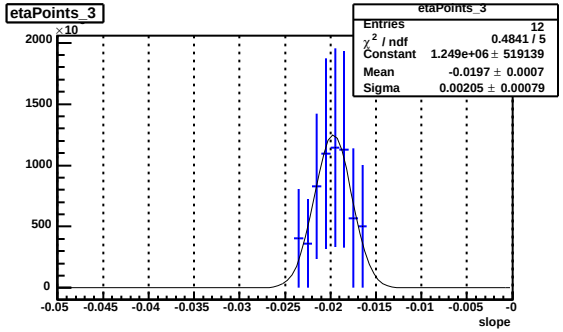
etaPoints_3
etaPoints_3
Entries 12
χ2 / ndf 0.4841 / 5
Constant 1.249e+06 ± 519139
Mean -0.0197 ± 0.0007
Sigma 0.00205 ± 0.00079
slope

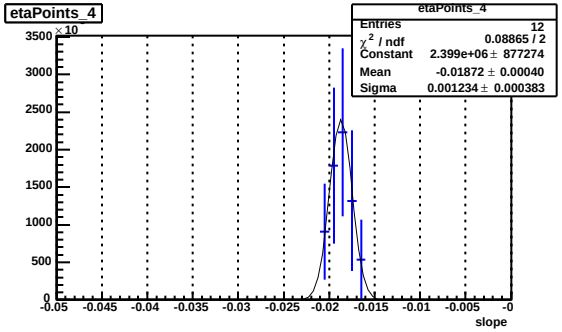
etaPoints_4
etaPoints_4
Entries 12
χ2 / ndf 0.08865 / 2
Constant 2.399e+06 ± 877274
Mean -0.01872 ± 0.00040
Sigma 0.001234 ± 0.000383
slope

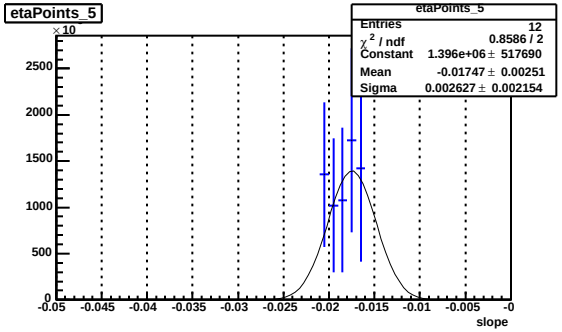
etaPoints_5
etaPoints_5
Entries 12
χ2 / ndf 0.8586 / 2
Constant 1.396e+06 ± 517690
Mean -0.01747 ± 0.00251
Sigma 0.002627 ± 0.002154
slope

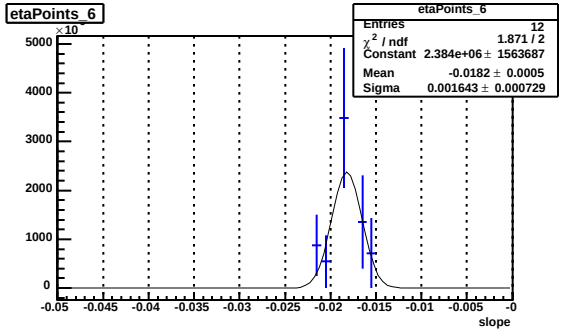
etaPoints_6
etaPoints_6
Entries 12
χ2 / ndf 1.871 / 2
Constant 2.384e+06 ± 1563687
Mean -0.0182 ± 0.0005
Sigma 0.001643 ± 0.000729
slope

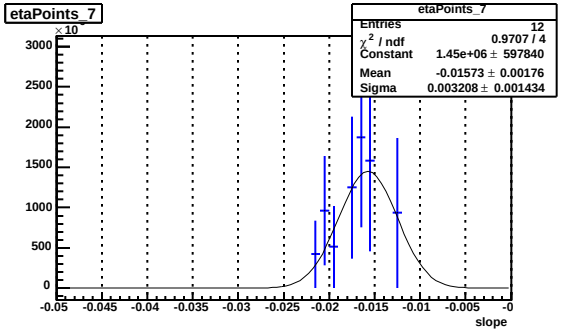
etaPoints_7
etaPoints_7
Entries 12
χ2 / ndf 0.9707 / 4
Constant 1.45e+06 ± 597840
Mean -0.01573 ± 0.00176
Sigma 0.003208 ± 0.001434
slope

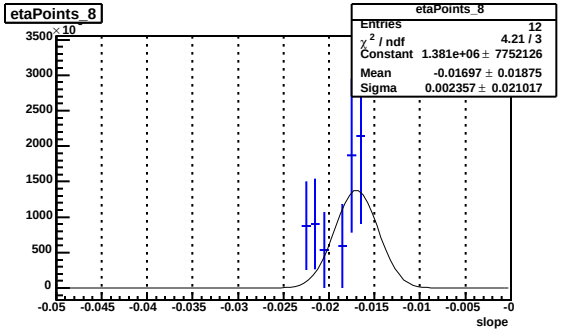
etaPoints_8
etaPoints_8
Entries 12
χ2 / ndf 4.21 / 3
Constant 1.381e+06 ± 7752126
Mean -0.01697 ± 0.01875
Sigma 0.002357 ± 0.021017
slope

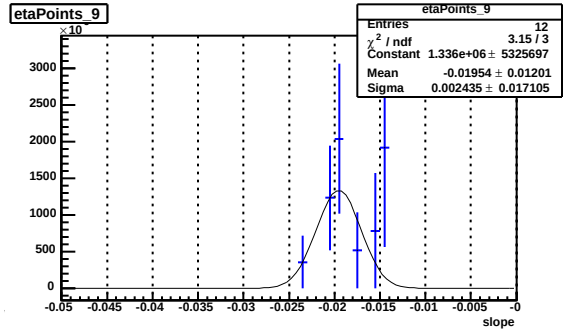
etaPoints_9
etaPoints_9
Entries 12
χ2 / ndf 3.15 / 3
Constant 1.336e+06 ± 5325697
Mean -0.01954 ± 0.01201
Sigma 0.002435 ± 0.017105
slope

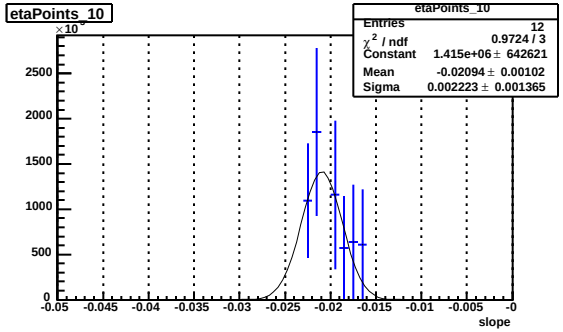
etaPoints_10
etaPoints_10
Entries 12
χ2 / ndf 0.9724 / 3
Constant 1.415e+06 ± 642621
Mean -0.02094 ± 0.00102
Sigma 0.002223 ± 0.001365
slope

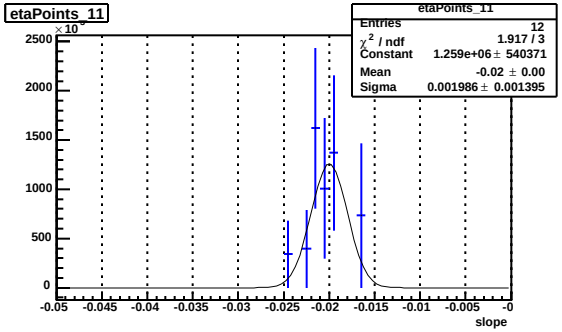
etaPoints_11
etaPoints_11
Entries 12
χ2 / ndf 1.917 / 3
Constant 1.259e+06 ± 540371
Mean -0.02 ± 0.00
Sigma 0.001986 ± 0.001395
slope

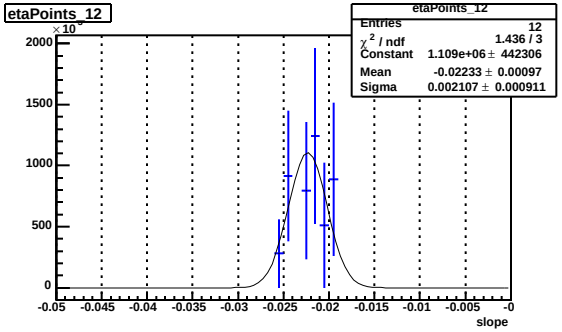
etaPoints_12
etaPoints_12
Entries 12
χ2 / ndf 1.436 / 3
Constant 1.109e+06 ± 442306
Mean -0.02233 ± 0.00097
Sigma 0.002107 ± 0.000911
slope

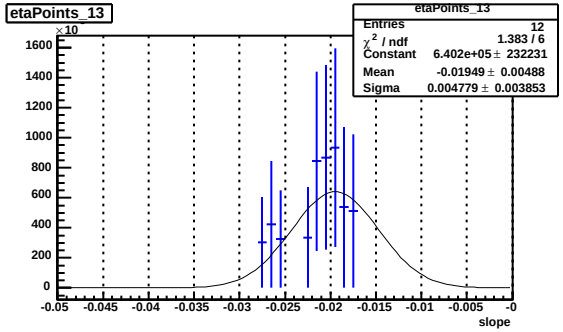
etaPoints_13
etaPoints_13
Entries 12
χ2 / ndf 1.383 / 6
Constant 6.402e+05 ± 232231
Mean -0.01949 ± 0.00488
Sigma 0.004779 ± 0.003853
slope

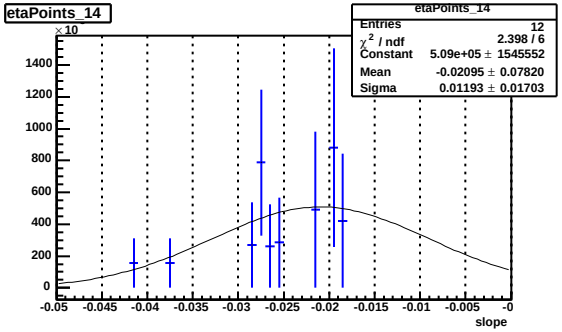
etaPoints_14
etaPoints_14
Entries 12
χ2 / ndf 2.398 / 6
Constant 5.09e+05 ± 1545552
Mean -0.02095 ± 0.07820
Sigma 0.01193 ± 0.01703
slope

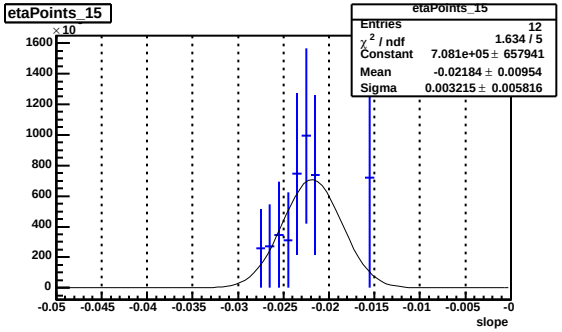
etaPoints_15
etaPoints_15
Entries 12
χ2 / ndf 1.634 / 5
Constant 7.081e+05 ± 657941
Mean -0.02184 ± 0.00954
Sigma 0.003215 ± 0.005816
slope

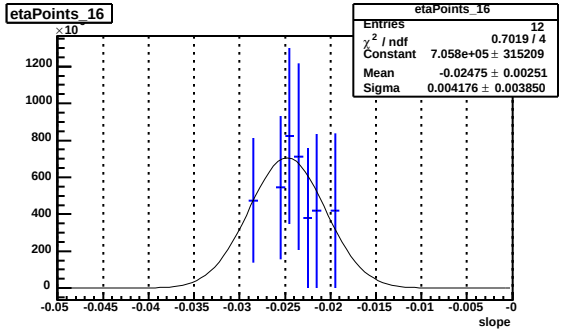
etaPoints_16
etaPoints_16
Entries 12
χ2 / ndf 0.7019 / 4
Constant 7.058e+05 ± 315209
Mean -0.02475 ± 0.00251
Sigma 0.004176 ± 0.003850
slope

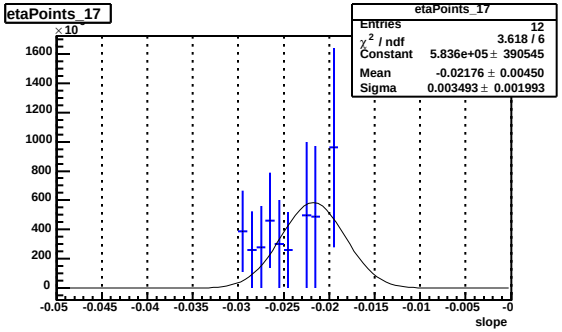
etaPoints_17
etaPoints_17
Entries 12
χ2 / ndf 3.618 / 6
Constant 5.836e+05 ± 390545
Mean -0.02176 ± 0.00450
Sigma 0.003493 ± 0.001993
slope

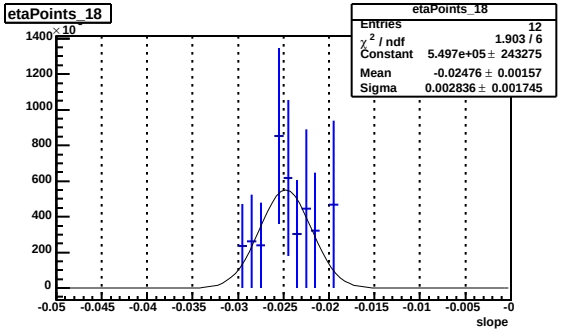
etaPoints_18
etaPoints_18
Entries 12
χ2 / ndf 1.903 / 6
Constant 5.497e+05 ± 243275
Mean -0.02476 ± 0.00157
Sigma 0.002836 ± 0.001745
slope

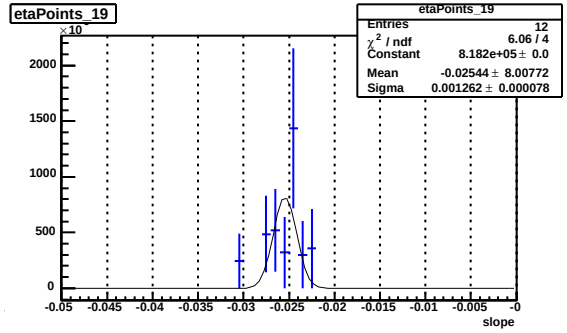
etaPoints_19
etaPoints_19
Entries 12
χ2 / ndf 6.06 / 4
Constant 8.182e+05 ± 0.0
Mean -0.02544 ± 8.00772
Sigma 0.001262 ± 0.000078
slope

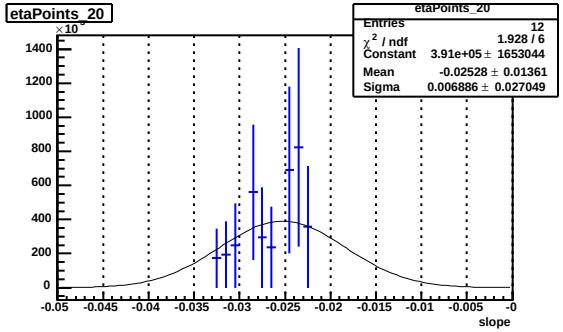
etaPoints_20
etaPoints_20
Entries 12
χ2 / ndf 1.928 / 6
Constant 3.91e+05 ± 1653044
Mean -0.02528 ± 0.01361
Sigma 0.006886 ± 0.027049
slope

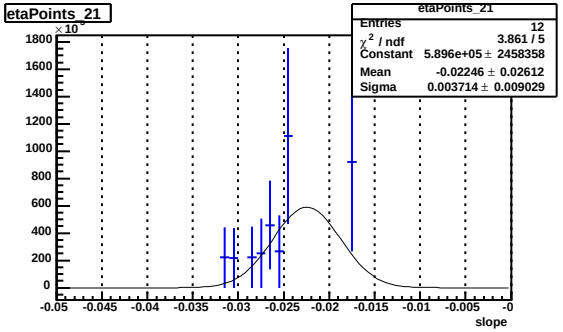
etaPoints_21
etaPoints_21
Entries 12
χ2 / ndf 3.861 / 5
Constant 5.896e+05 ± 2458358
Mean -0.02246 ± 0.02612
Sigma 0.003714 ± 0.009029
slope

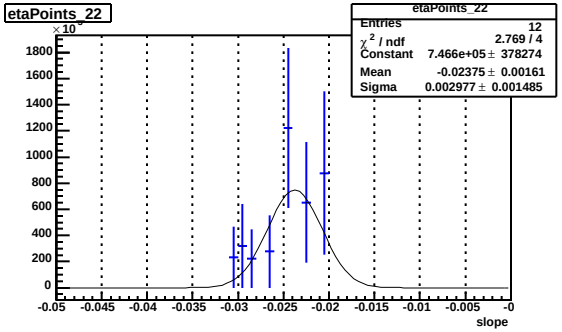
etaPoints_22
etaPoints_22
Entries 12
χ2 / ndf 2.769 / 4
Constant 7.466e+05 ± 378274
Mean -0.02375 ± 0.00161
Sigma 0.002977 ± 0.001485
slope

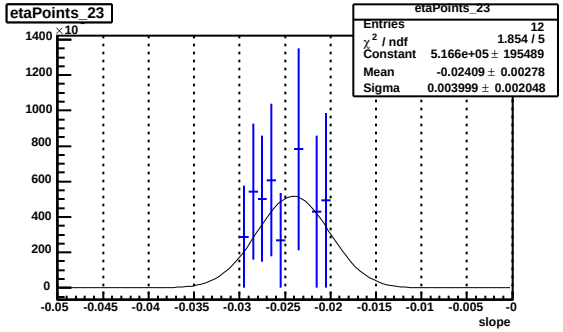
etaPoints_23
etaPoints_23
Entries 12
χ2 / ndf 1.854 / 5
Constant 5.166e+05 ± 195489
Mean -0.02409 ± 0.00278
Sigma 0.003999 ± 0.002048
slope

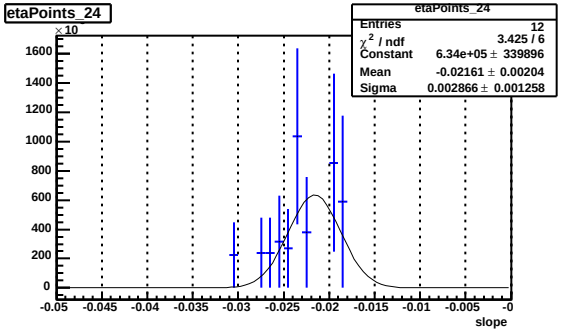
etaPoints_24
etaPoints_24
Entries 12
χ2 / ndf 3.425 / 6
Constant 6.34e+05 ± 339896
Mean -0.02161 ± 0.00204
Sigma 0.002866 ± 0.001258
slope

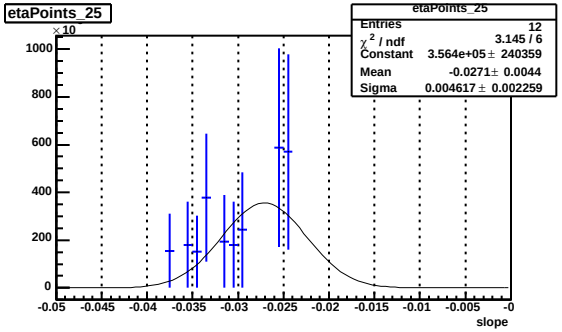
etaPoints_25
etaPoints_25
Entries 12
χ2 / ndf 3.145 / 6
Constant 3.564e+05 ± 240359
Mean -0.0271 ± 0.0044
Sigma 0.004617 ± 0.002259
slope

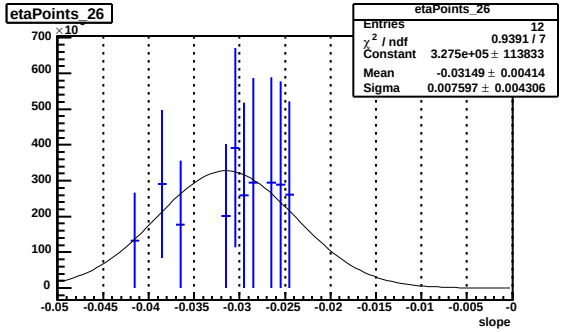
etaPoints_26
etaPoints_26
Entries 12
χ2 / ndf 0.9391 / 7
Constant 3.275e+05 ± 113833
Mean -0.03149 ± 0.00414
Sigma 0.007597 ± 0.004306
slope

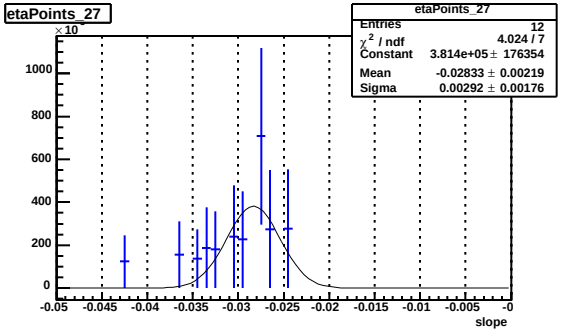
etaPoints_27
etaPoints_27
Entries 12
χ2 / ndf 4.024 / 7
Constant 3.814e+05 ± 176354
Mean -0.02833 ± 0.00219
Sigma 0.00292 ± 0.00176
slope

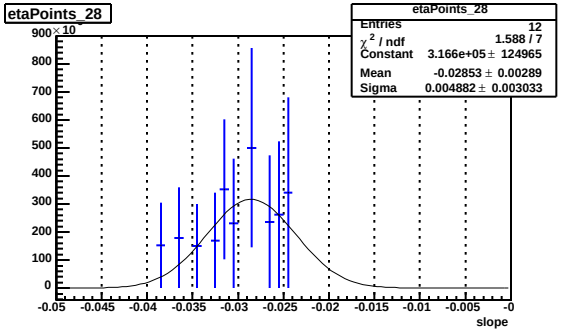
etaPoints_28
etaPoints_28
Entries 12
χ2 / ndf 1.588 / 7
Constant 3.166e+05 ± 124965
Mean -0.02853 ± 0.00289
Sigma 0.004882 ± 0.003033
slope

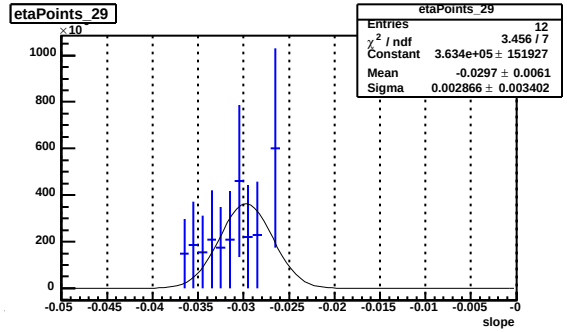
etaPoints_29
etaPoints_29
Entries 12
χ2 / ndf 3.456 / 7
Constant 3.634e+05 ± 151927
Mean -0.0297 ± 0.0061
Sigma 0.002866 ± 0.003402
slope

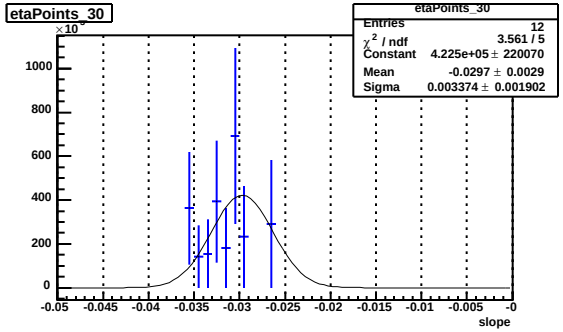
etaPoints_30
etaPoints_30
Entries 12
χ2 / ndf 3.561 / 5
Constant 4.225e+05 ± 220070
Mean -0.0297 ± 0.0029
Sigma 0.003374 ± 0.001902
slope

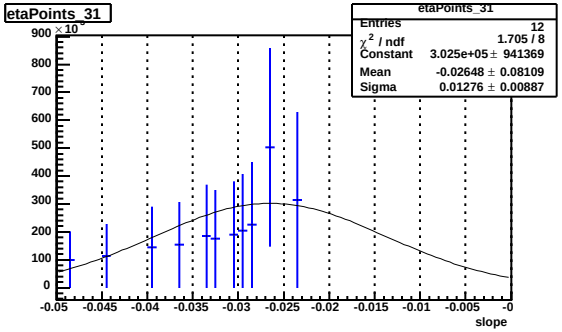
etaPoints_31
etaPoints_31
Entries 12
χ2 / ndf 1.705 / 8
Constant 3.025e+05 ± 941369
Mean -0.02648 ± 0.08109
Sigma 0.01276 ± 0.00887
slope

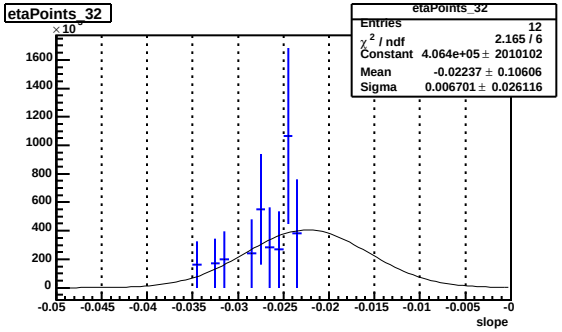
etaPoints_32
etaPoints_32
Entries 12
χ2 / ndf 2.165 / 6
Constant 4.064e+05 ± 2010102
Mean -0.02237 ± 0.10606
Sigma 0.006701 ± 0.026116
slope

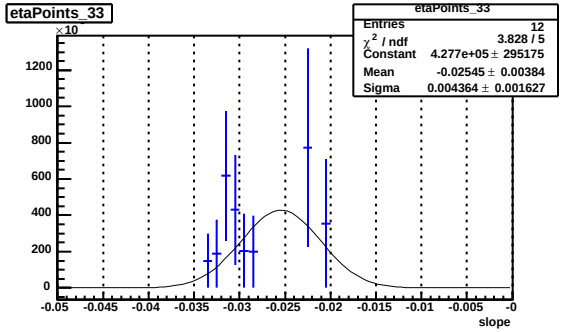
etaPoints_33
etaPoints_33
Entries 12
χ2 / ndf 3.828 / 5
Constant 4.277e+05 ± 295175
Mean -0.02545 ± 0.00384
Sigma 0.004364 ± 0.001627
slope

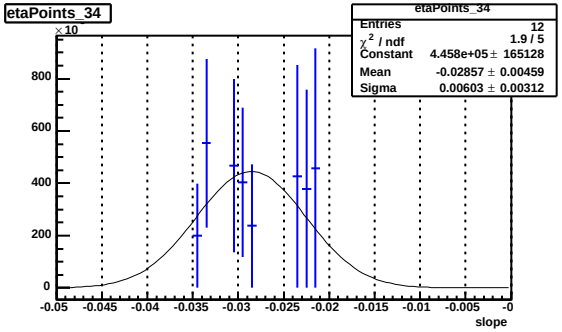
etaPoints_34
etaPoints_34
Entries 12
χ2 / ndf 1.9 / 5
Constant 4.458e+05 ± 165128
Mean -0.02857 ± 0.00459
Sigma 0.00603 ± 0.00312
slope

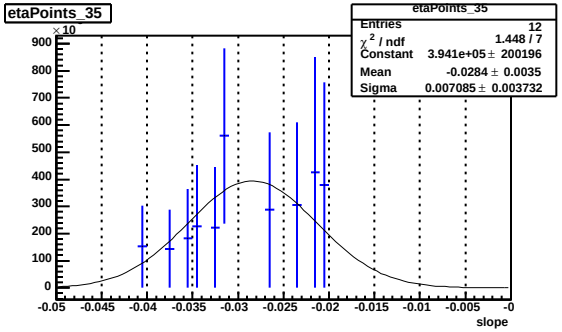
etaPoints_35
etaPoints_35
Entries 12
χ2 / ndf 1.448 / 7
Constant 3.941e+05 ± 200196
Mean -0.0284 ± 0.0035
Sigma 0.007085 ± 0.003732
slope

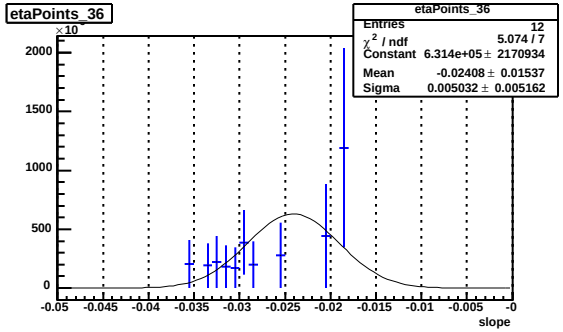
etaPoints_36
etaPoints_36
Entries 12
χ2 / ndf 5.074 / 7
Constant 6.314e+05 ± 2170934
Mean -0.02408 ± 0.01537
Sigma 0.005032 ± 0.005162
slope

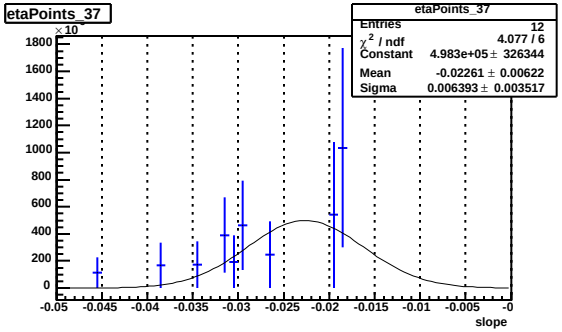
etaPoints_37
etaPoints_37
Entries 12
χ2 / ndf 4.077 / 6
Constant 4.983e+05 ± 326344
Mean -0.02261 ± 0.00622
Sigma 0.006393 ± 0.003517
slope

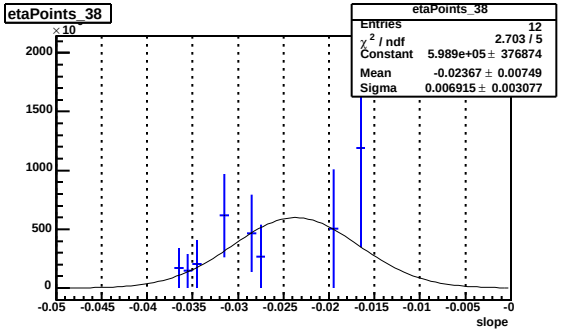
etaPoints_38
etaPoints_38
Entries 12
χ2 / ndf 2.703 / 5
Constant 5.989e+05 ± 376874
Mean -0.02367 ± 0.00749
Sigma 0.006915 ± 0.003077
slope

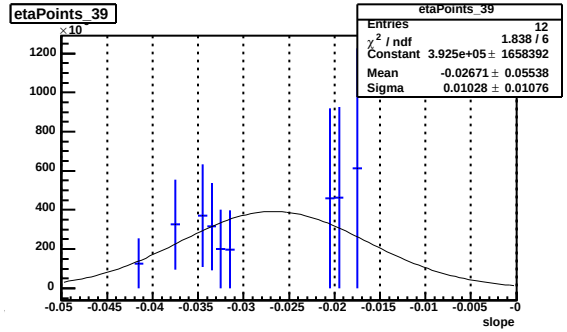
etaPoints_39
etaPoints_39
Entries 12
χ2 / ndf 1.838 / 6
Constant 3.925e+05 ± 1658392
Mean -0.02671 ± 0.05538
Sigma 0.01028 ± 0.01076
slope

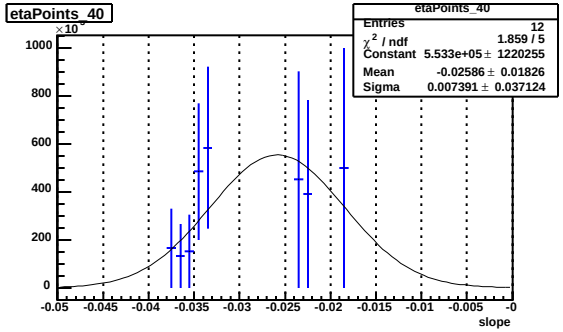
etaPoints_40
etaPoints_40
Entries 12
χ2 / ndf 1.859 / 5
Constant 5.533e+05 ± 1220255
Mean -0.02586 ± 0.01826
Sigma 0.007391 ± 0.037124
slope

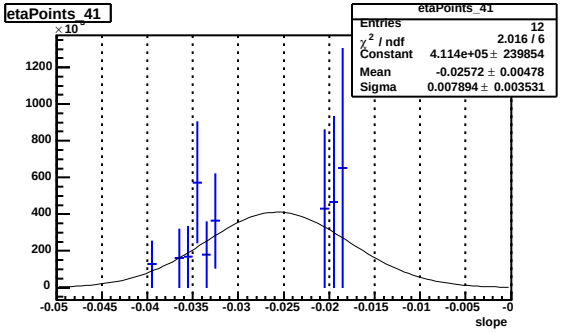
etaPoints_41
etaPoints_41
Entries 12
χ2 / ndf 2.016 / 6
Constant 4.114e+05 ± 239854
Mean -0.02572 ± 0.00478
Sigma 0.007894 ± 0.003531
slope

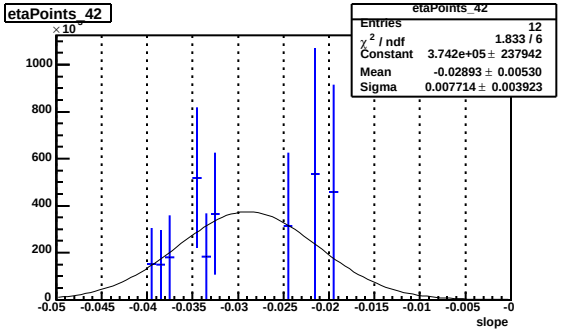
etaPoints_42
etaPoints_42
Entries 12
χ2 / ndf 1.833 / 6
Constant 3.742e+05 ± 237942
Mean -0.02893 ± 0.00530
Sigma 0.007714 ± 0.003923
slope

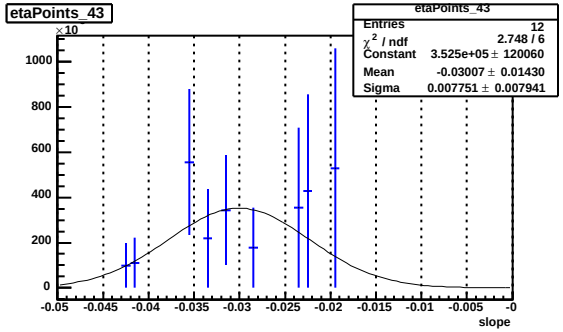
etaPoints_43
etaPoints_43
Entries 12
χ2 / ndf 2.748 / 6
Constant 3.525e+05 ± 120060
Mean -0.03007 ± 0.01430
Sigma 0.007751 ± 0.007941
slope

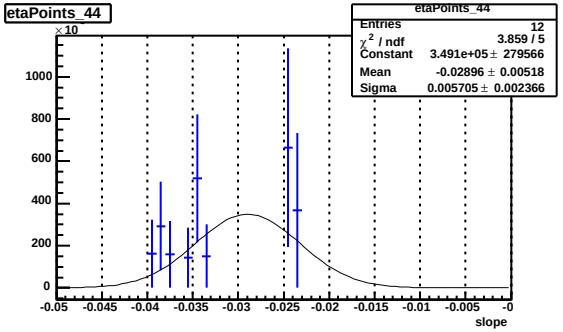
etaPoints_44
etaPoints_44
Entries 12
χ2 / ndf 3.859 / 5
Constant 3.491e+05 ± 279566
Mean -0.02896 ± 0.00518
Sigma 0.005705 ± 0.002366
slope

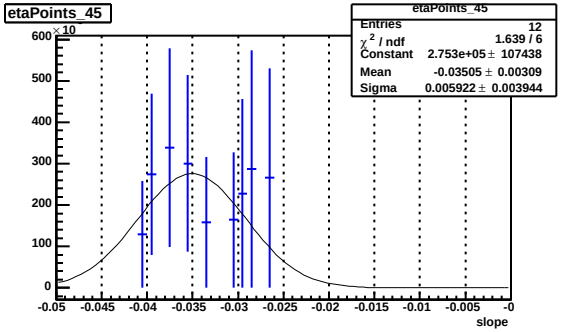
etaPoints_45
etaPoints_45
Entries 12
χ2 / ndf 1.639 / 6
Constant 2.753e+05 ± 107438
Mean -0.03505 ± 0.00309
Sigma 0.005922 ± 0.003944
slope

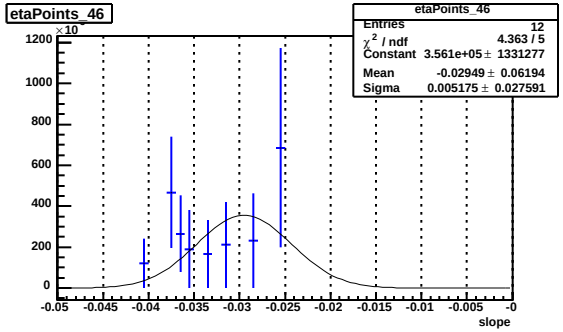
etaPoints_46
etaPoints_46
Entries 12
χ2 / ndf 4.363 / 5
Constant 3.561e+05 ± 1331277
Mean -0.02949 ± 0.06194
Sigma 0.005175 ± 0.027591
slope

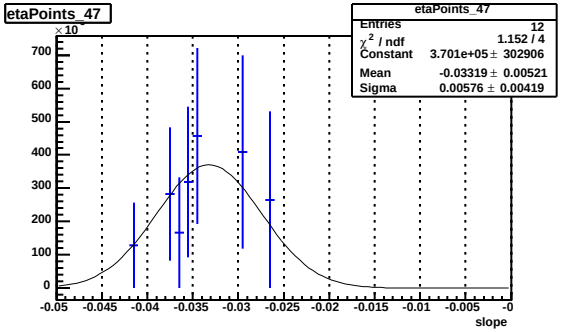
etaPoints_47
etaPoints_47
Entries 12
χ2 / ndf 1.152 / 4
Constant 3.701e+05 ± 302906
Mean -0.03319 ± 0.00521
Sigma 0.00576 ± 0.00419
slope

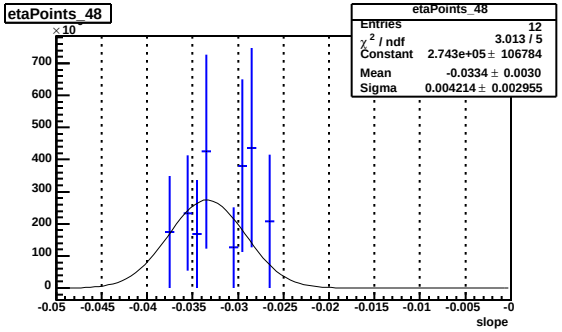
etaPoints_48
etaPoints_48
Entries 12
χ2 / ndf 3.013 / 5
Constant 2.743e+05 ± 106784
Mean -0.0334 ± 0.0030
Sigma 0.004214 ± 0.002955
slope

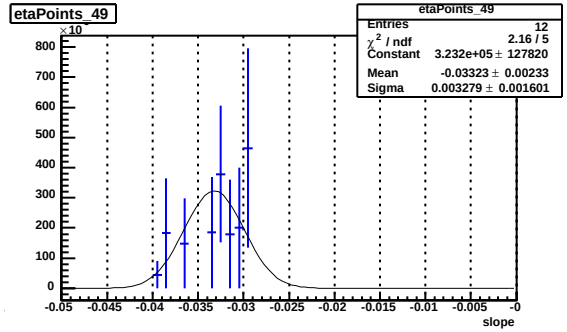
etaPoints_49
etaPoints_49
Entries 12
χ2 / ndf 2.16 / 5
Constant 3.232e+05 ± 127820
Mean -0.03323 ± 0.00233
Sigma 0.003279 ± 0.001601
slope

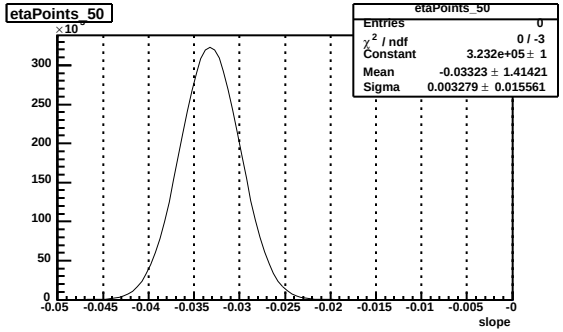
etaPoints_50
etaPoints_50
Entries 0
χ2 / ndf 0 / -3
Constant 3.232e+05 ± 1
Mean -0.03323 ± 1.41421
Sigma 0.003279 ± 0.015561
×10
slope

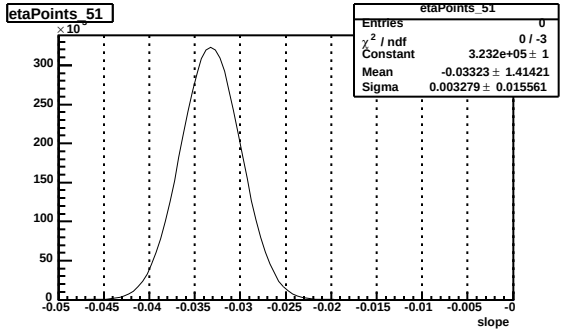
etaPoints_51
etaPoints_51
Entries 0
χ2 / ndf 0 / -3
Constant 3.232e+05 ± 1
Mean -0.03323 ± 1.41421
Sigma 0.003279 ± 0.015561
×10
slope

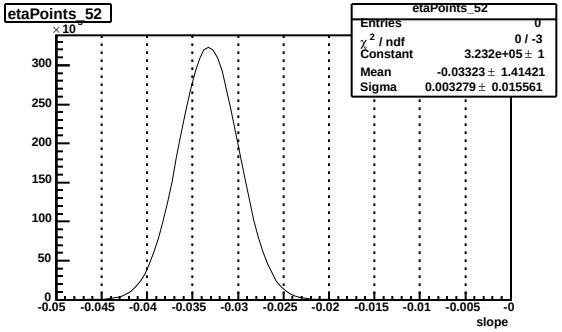
etaPoints_52
etaPoints_52
Entries 0
χ2 / ndf 0 / -3
Constant 3.232e+05 ± 1
Mean -0.03323 ± 1.41421
Sigma 0.003279 ± 0.015561
×10
slope

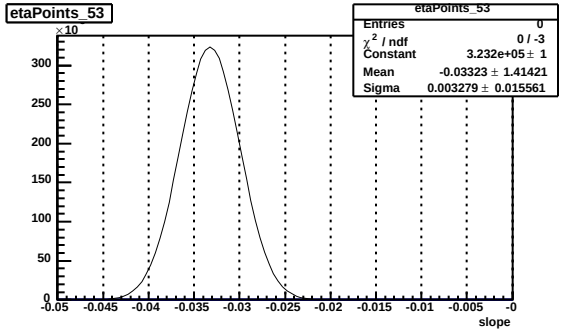
etaPoints_53
etaPoints_53
Entries 0
χ2 / ndf 0 / -3
Constant 3.232e+05 ± 1
Mean -0.03323 ± 1.41421
Sigma 0.003279 ± 0.015561
×10
slope

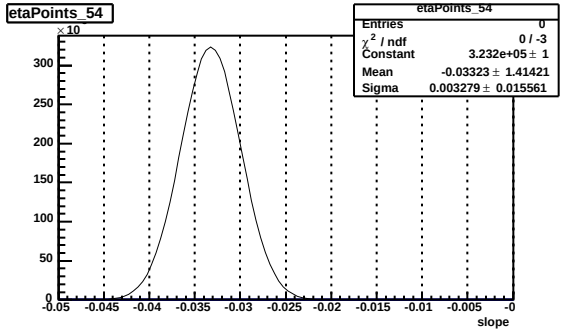
etaPoints_54
etaPoints_54
Entries 0
χ2 / ndf 0 / -3
Constant 3.232e+05 ± 1
Mean -0.03323 ± 1.41421
Sigma 0.003279 ± 0.015561
×10
slope

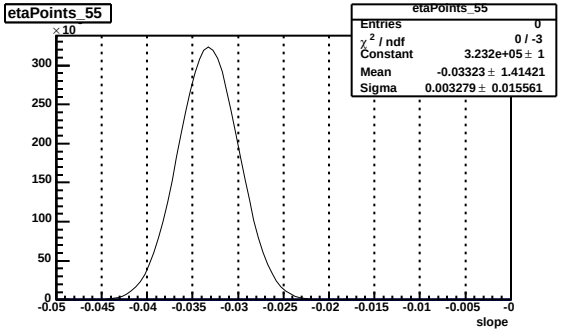
etaPoints_55
etaPoints_55
Entries 0
χ2 / ndf 0 / -3
Constant 3.232e+05 ± 1
Mean -0.03323 ± 1.41421
Sigma 0.003279 ± 0.015561
×10
slope

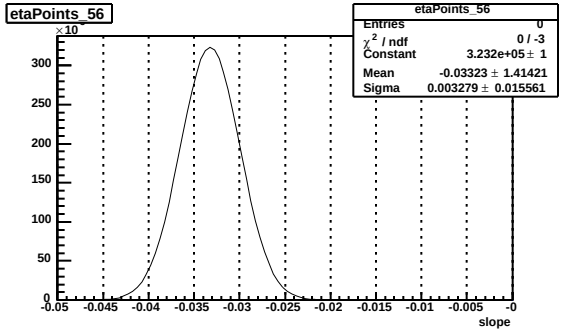
etaPoints_56
etaPoints_56
Entries 0
χ2 / ndf 0 / -3
Constant 3.232e+05 ± 1
Mean -0.03323 ± 1.41421
Sigma 0.003279 ± 0.015561
×10
slope

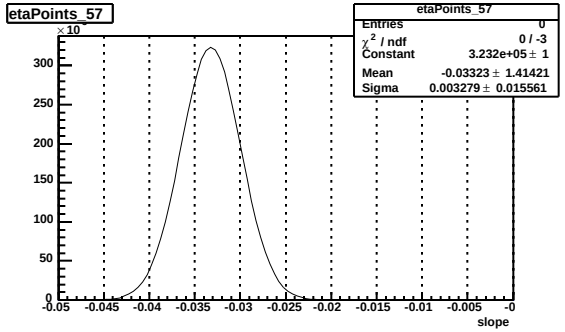
etaPoints_57
etaPoints_57
Entries 0
χ2 / ndf 0 / -3
Constant 3.232e+05 ± 1
Mean -0.03323 ± 1.41421
Sigma 0.003279 ± 0.015561
×10
slope

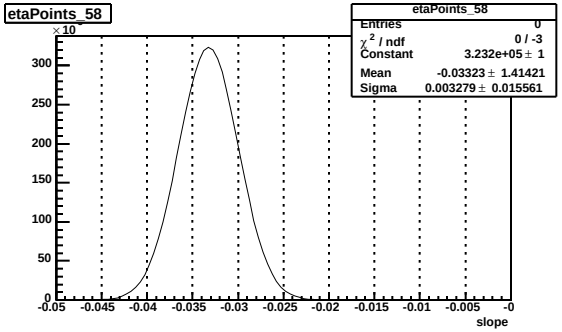
etaPoints_58
etaPoints_58
Entries 0
χ2 / ndf 0 / -3
Constant 3.232e+05 ± 1
Mean -0.03323 ± 1.41421
Sigma 0.003279 ± 0.015561
×10
slope

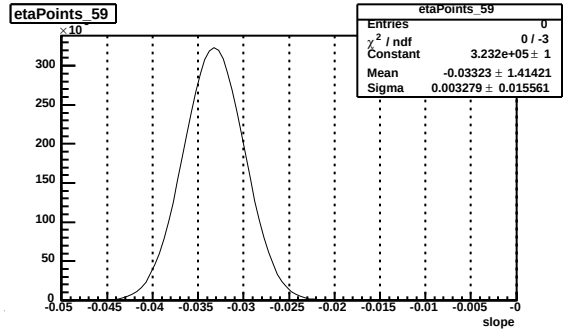
etaPoints_59
etaPoints_59
Entries 0
χ2 / ndf 0 / -3
Constant 3.232e+05 ± 1
Mean -0.03323 ± 1.41421
Sigma 0.003279 ± 0.015561
×10
slope

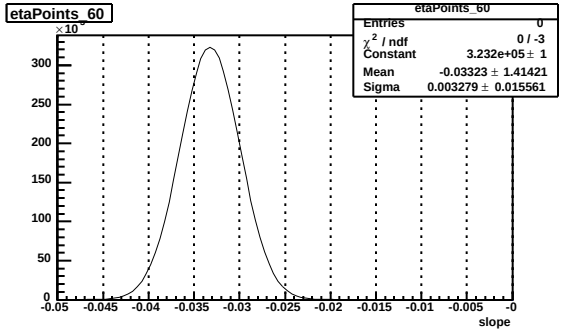
etaPoints_60
etaPoints_60
Entries 0
χ2 / ndf 0 / -3
Constant 3.232e+05 ± 1
Mean -0.03323 ± 1.41421
Sigma 0.003279 ± 0.015561
×10
slope

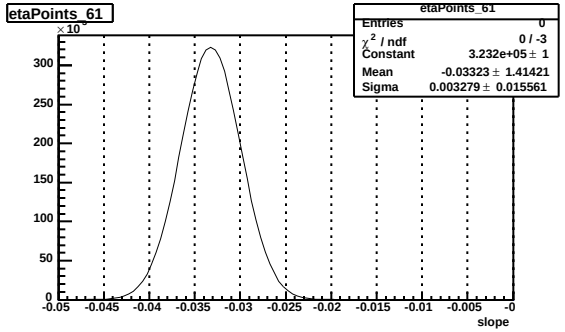
etaPoints_61
etaPoints_61
Entries 0
χ2 / ndf 0 / -3
Constant 3.232e+05 ± 1
Mean -0.03323 ± 1.41421
Sigma 0.003279 ± 0.015561
×10
slope

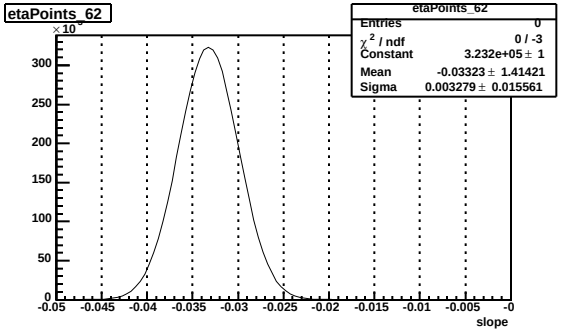
etaPoints_62
etaPoints_62
Entries 0
χ2 / ndf 0 / -3
Constant 3.232e+05 ± 1
Mean -0.03323 ± 1.41421
Sigma 0.003279 ± 0.015561
×10
slope

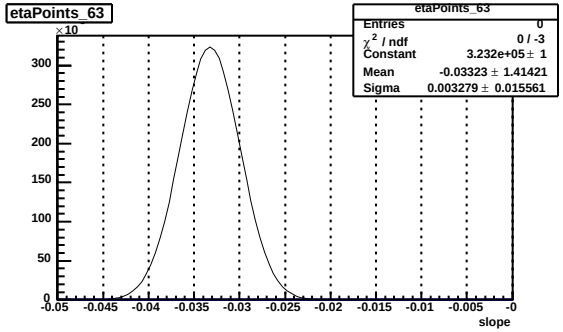
etaPoints_63
etaPoints_63
Entries 0
χ2 / ndf 0 / -3
Constant 3.232e+05 ± 1
Mean -0.03323 ± 1.41421
Sigma 0.003279 ± 0.015561
×10
slope

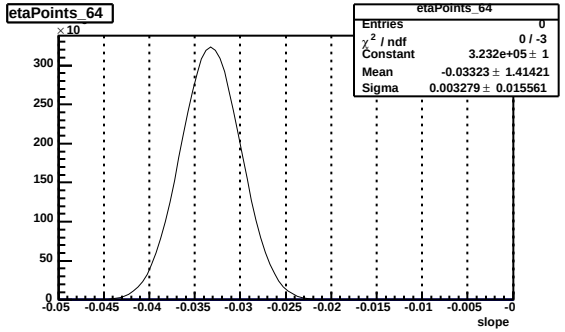
etaPoints_64
etaPoints_64
Entries 0
χ2 / ndf 0 / -3
Constant 3.232e+05 ± 1
Mean -0.03323 ± 1.41421
Sigma 0.003279 ± 0.015561
×10
slope

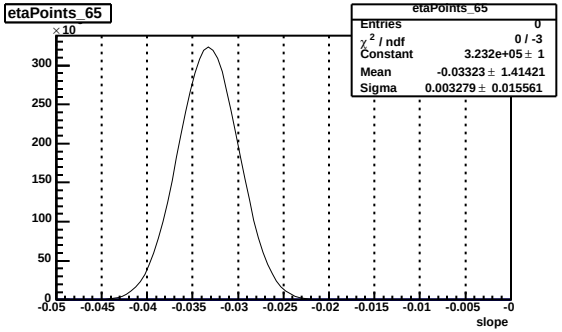
etaPoints_65
etaPoints_65
Entries 0
χ2 / ndf 0 / -3
Constant 3.232e+05 ± 1
Mean -0.03323 ± 1.41421
Sigma 0.003279 ± 0.015561
×10
slope

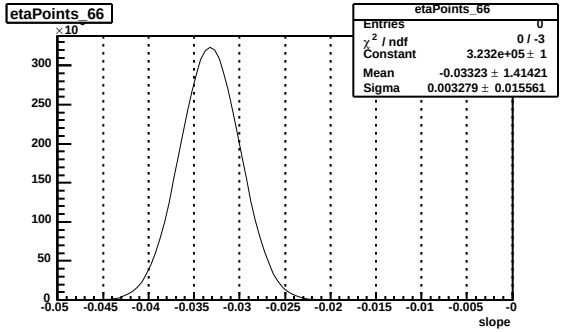
etaPoints_66
etaPoints_66
Entries 0
χ2 / ndf 0 / -3
Constant 3.232e+05 ± 1
Mean -0.03323 ± 1.41421
Sigma 0.003279 ± 0.015561
×10
slope

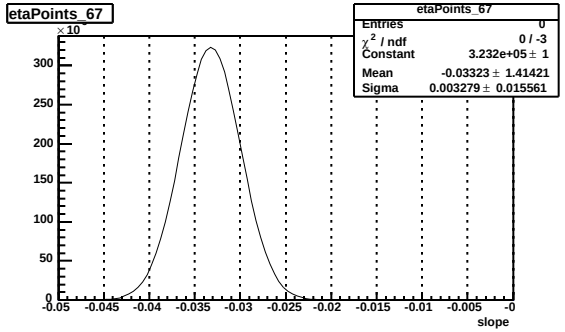
etaPoints_67
etaPoints_67
Entries 0
χ2 / ndf 0 / -3
Constant 3.232e+05 ± 1
Mean -0.03323 ± 1.41421
Sigma 0.003279 ± 0.015561
×10
slope

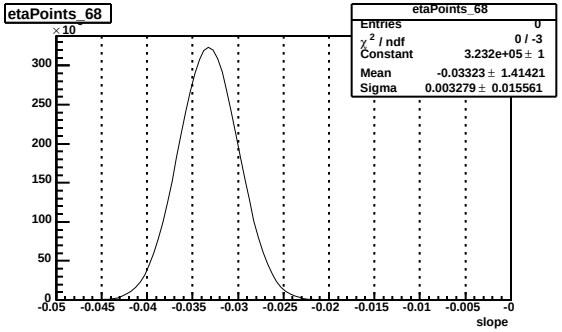
etaPoints_68
etaPoints_68
Entries 0
χ2 / ndf 0 / -3
Constant 3.232e+05 ± 1
Mean -0.03323 ± 1.41421
Sigma 0.003279 ± 0.015561
×10
slope

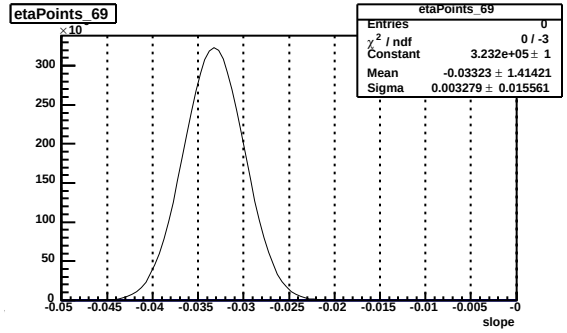
etaPoints_69
etaPoints_69
Entries 0
χ2 / ndf 0 / -3
Constant 3.232e+05 ± 1
Mean -0.03323 ± 1.41421
Sigma 0.003279 ± 0.015561
×10
slope

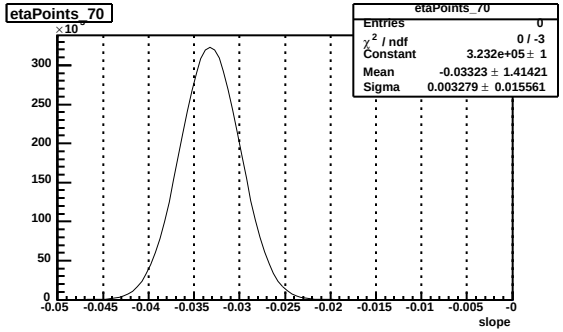
etaPoints_70
etaPoints_70
Entries 0
χ2 / ndf 0 / -3
Constant 3.232e+05 ± 1
Mean -0.03323 ± 1.41421
Sigma 0.003279 ± 0.015561
×10
slope

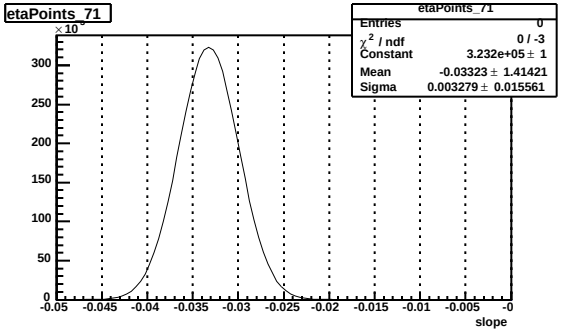
etaPoints_71
etaPoints_71
Entries 0
χ2 / ndf 0 / -3
Constant 3.232e+05 ± 1
Mean -0.03323 ± 1.41421
Sigma 0.003279 ± 0.015561
×10
slope

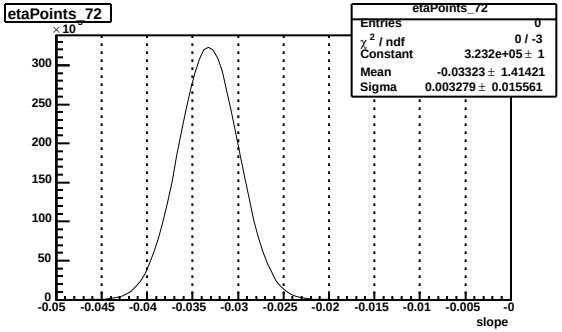
etaPoints_72
etaPoints_72
Entries 0
χ2 / ndf 0 / -3
Constant 3.232e+05 ± 1
Mean -0.03323 ± 1.41421
Sigma 0.003279 ± 0.015561
×10
slope

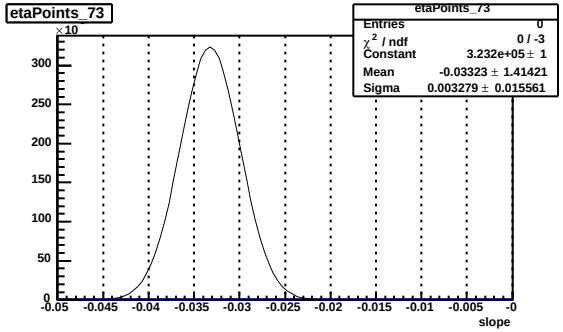
etaPoints_73
etaPoints_73
Entries 0
χ2 / ndf 0 / -3
Constant 3.232e+05 ± 1
Mean -0.03323 ± 1.41421
Sigma 0.003279 ± 0.015561
×10
slope

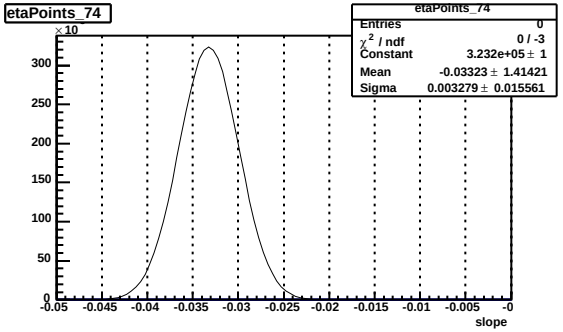
etaPoints_74
etaPoints_74
Entries 0
χ2 / ndf 0 / -3
Constant 3.232e+05 ± 1
Mean -0.03323 ± 1.41421
Sigma 0.003279 ± 0.015561
×10
slope

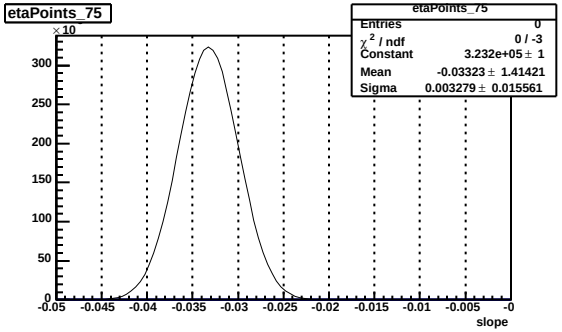
etaPoints_75
etaPoints_75
Entries 0
χ2 / ndf 0 / -3
Constant 3.232e+05 ± 1
Mean -0.03323 ± 1.41421
Sigma 0.003279 ± 0.015561
×10
slope

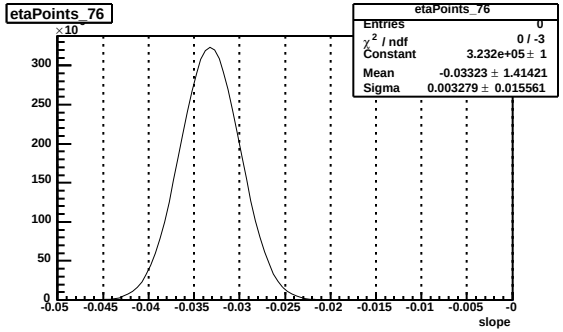
etaPoints_76
etaPoints_76
Entries 0
χ2 / ndf 0 / -3
Constant 3.232e+05 ± 1
Mean -0.03323 ± 1.41421
Sigma 0.003279 ± 0.015561
×10
slope

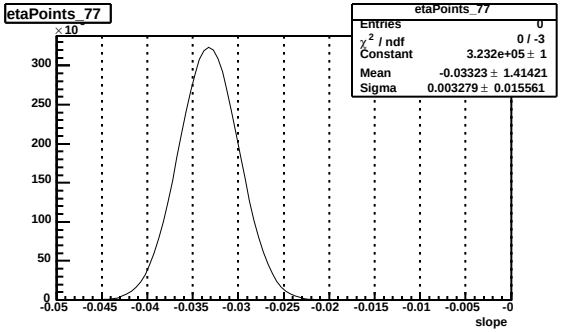
etaPoints_77
etaPoints_77
Entries 0
χ2 / ndf 0 / -3
Constant 3.232e+05 ± 1
Mean -0.03323 ± 1.41421
Sigma 0.003279 ± 0.015561
×10
slope

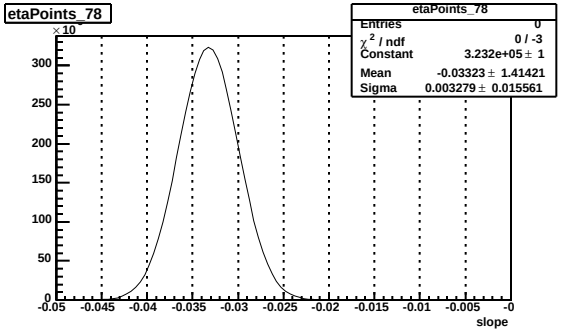
etaPoints_78
etaPoints_78
Entries 0
χ2 / ndf 0 / -3
Constant 3.232e+05 ± 1
Mean -0.03323 ± 1.41421
Sigma 0.003279 ± 0.015561
×10
slope

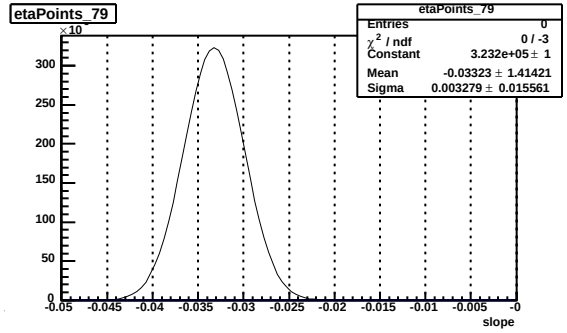
etaPoints_79
etaPoints_79
Entries 0
χ2 / ndf 0 / -3
Constant 3.232e+05 ± 1
Mean -0.03323 ± 1.41421
Sigma 0.003279 ± 0.015561
×10
slope

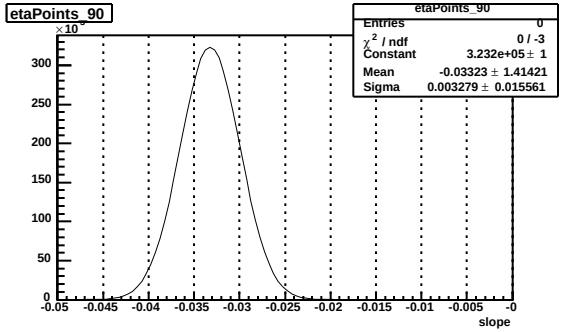
etaPoints_90
etaPoints_90
Entries 0
χ2 / ndf 0 / -3
Constant 3.232e+05 ± 1
Mean -0.03323 ± 1.41421
Sigma 0.003279 ± 0.015561
×10
slope

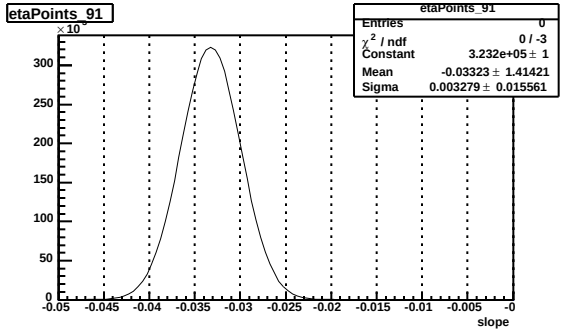
etaPoints_91
etaPoints_91
Entries 0
χ2 / ndf 0 / -3
Constant 3.232e+05 ± 1
Mean -0.03323 ± 1.41421
Sigma 0.003279 ± 0.015561
×10
slope

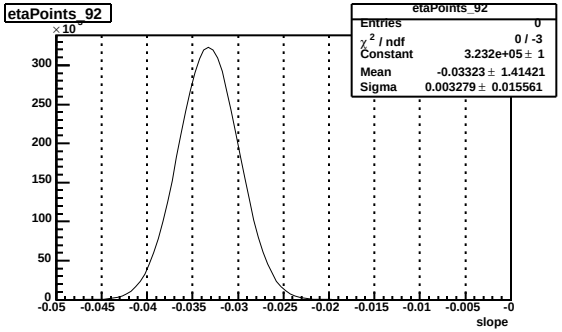
etaPoints_92
etaPoints_92
Entries 0
χ2 / ndf 0 / -3
Constant 3.232e+05 ± 1
Mean -0.03323 ± 1.41421
Sigma 0.003279 ± 0.015561
×10
slope

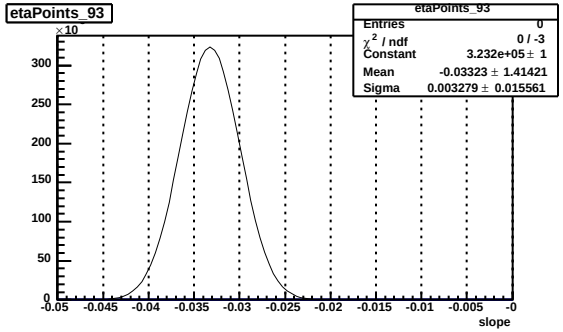
etaPoints_93
etaPoints_93
Entries 0
χ2 / ndf 0 / -3
Constant 3.232e+05 ± 1
Mean -0.03323 ± 1.41421
Sigma 0.003279 ± 0.015561
×10
slope

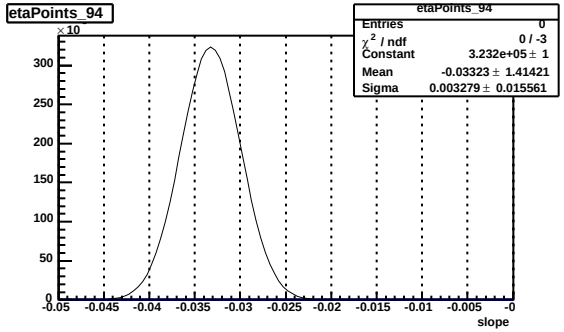
etaPoints_94
etaPoints_94
Entries 0
χ2 / ndf 0 / -3
Constant 3.232e+05 ± 1
Mean -0.03323 ± 1.41421
Sigma 0.003279 ± 0.015561
×10
slope

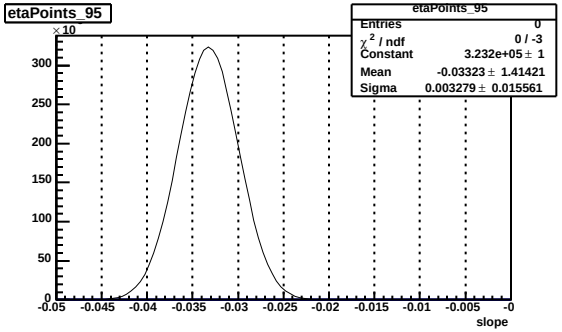
etaPoints_95
etaPoints_95
Entries 0
χ2 / ndf 0 / -3
Constant 3.232e+05 ± 1
Mean -0.03323 ± 1.41421
Sigma 0.003279 ± 0.015561
×10
slope

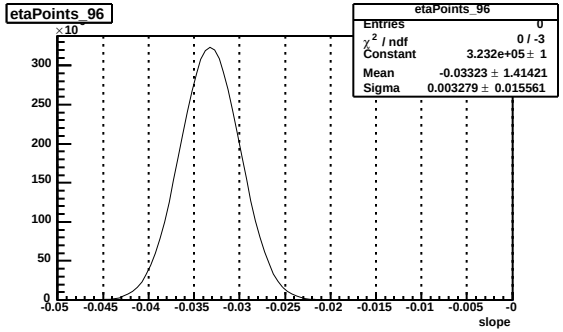
etaPoints_96
etaPoints_96
Entries 0
χ2 / ndf 0 / -3
Constant 3.232e+05 ± 1
Mean -0.03323 ± 1.41421
Sigma 0.003279 ± 0.015561
×10
slope

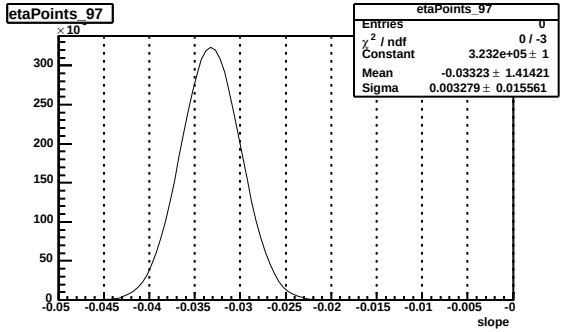
etaPoints_97
etaPoints_97
Entries 0
χ2 / ndf 0 / -3
Constant 3.232e+05 ± 1
Mean -0.03323 ± 1.41421
Sigma 0.003279 ± 0.015561
×10
slope

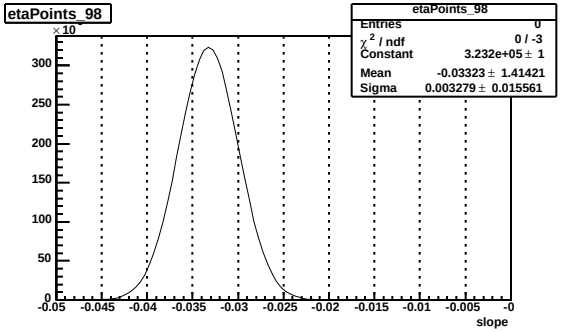
etaPoints_98
etaPoints_98
Entries 0
χ2 / ndf 0 / -3
Constant 3.232e+05 ± 1
Mean -0.03323 ± 1.41421
Sigma 0.003279 ± 0.015561
×10
slope

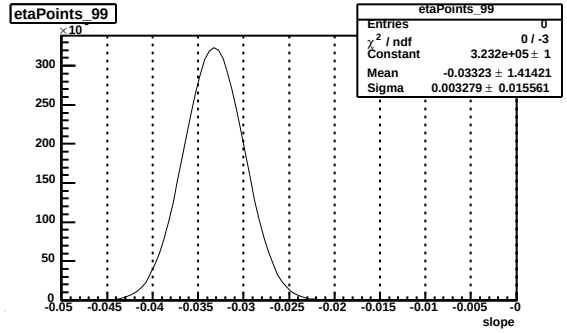
etaPoints_99
etaPoints_99
Entries 0
χ2 / ndf 0 / -3
Constant 3.232e+05 ± 1
Mean -0.03323 ± 1.41421
Sigma 0.003279 ± 0.015561
×10
slope

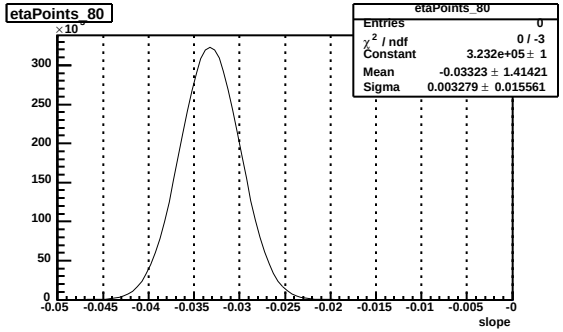
etaPoints_80
etaPoints_80
Entries 0
χ2 / ndf 0 / -3
Constant 3.232e+05 ± 1
Mean -0.03323 ± 1.41421
Sigma 0.003279 ± 0.015561
slope

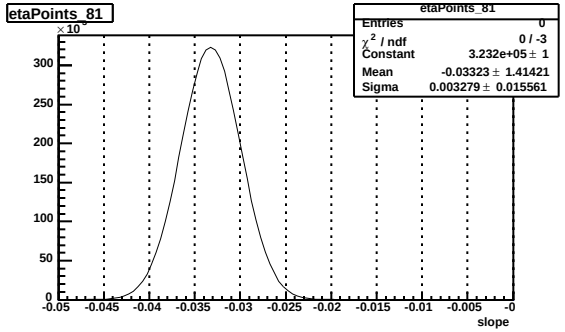
etaPoints_81
etaPoints_81
Entries 0
χ2 / ndf 0 / -3
Constant 3.232e+05 ± 1
Mean -0.03323 ± 1.41421
Sigma 0.003279 ± 0.015561
slope

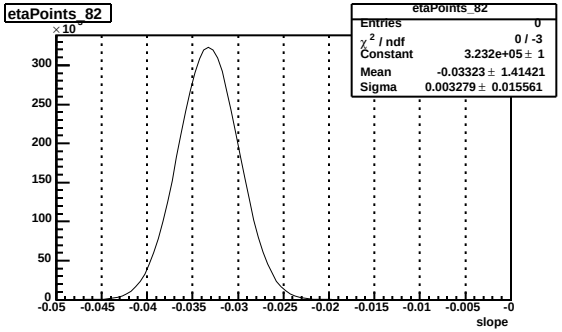
etaPoints_82
etaPoints_82
Entries 0
χ2 / ndf 0 / -3
Constant 3.232e+05 ± 1
Mean -0.03323 ± 1.41421
Sigma 0.003279 ± 0.015561
slope

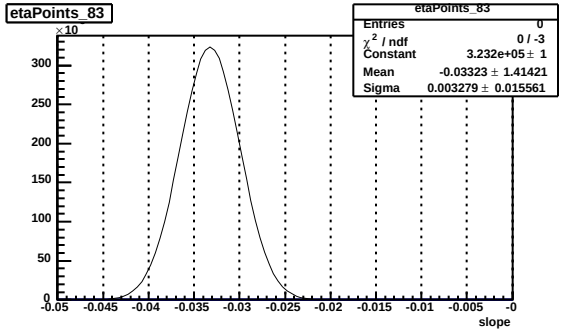
etaPoints_83
etaPoints_83
Entries 0
χ2 / ndf 0 / -3
Constant 3.232e+05 ± 1
Mean -0.03323 ± 1.41421
Sigma 0.003279 ± 0.015561
slope

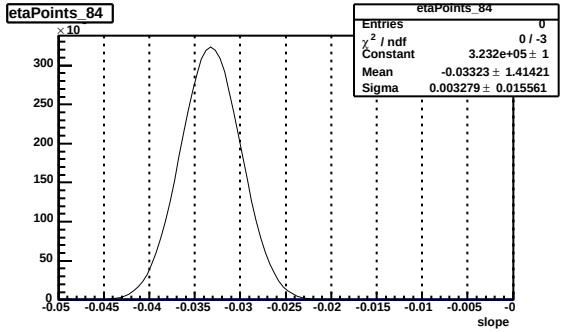
etaPoints_84
etaPoints_84
Entries 0
χ2 / ndf 0 / -3
Constant 3.232e+05 ± 1
Mean -0.03323 ± 1.41421
Sigma 0.003279 ± 0.015561
slope

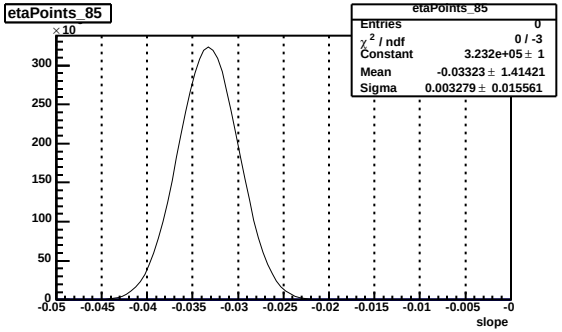
etaPoints_85
etaPoints_85
Entries 0
χ2 / ndf 0 / -3
Constant 3.232e+05 ± 1
Mean -0.03323 ± 1.41421
Sigma 0.003279 ± 0.015561
slope

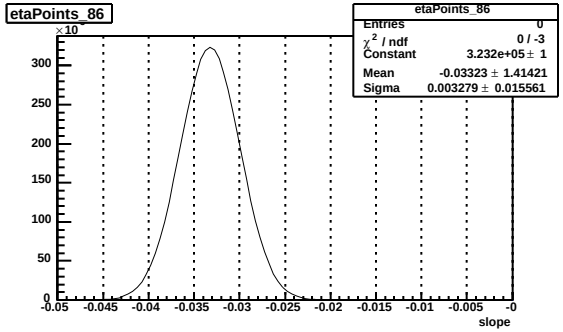
etaPoints_86
etaPoints_86
Entries 0
χ2 / ndf 0 / -3
Constant 3.232e+05 ± 1
Mean -0.03323 ± 1.41421
Sigma 0.003279 ± 0.015561
slope

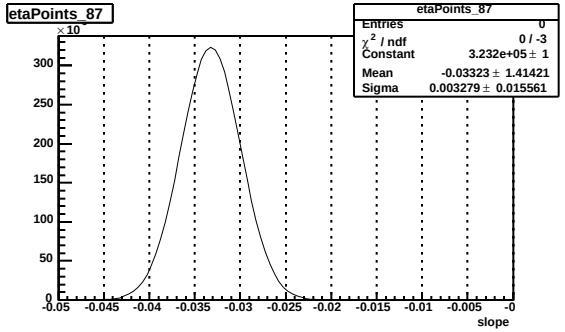
etaPoints_87
etaPoints_87
Entries 0
χ2 / ndf 0 / -3
Constant 3.232e+05 ± 1
Mean -0.03323 ± 1.41421
Sigma 0.003279 ± 0.015561
slope

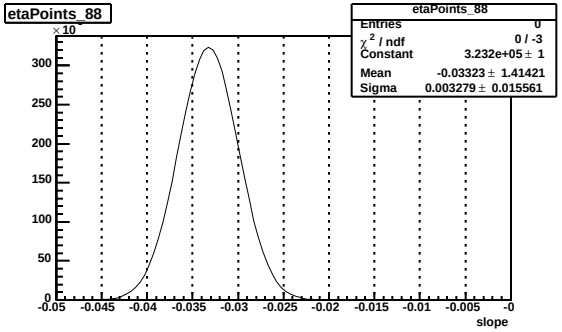
etaPoints_88
etaPoints_88
Entries 0
χ2 / ndf 0 / -3
Constant 3.232e+05 ± 1
Mean -0.03323 ± 1.41421
Sigma 0.003279 ± 0.015561
slope

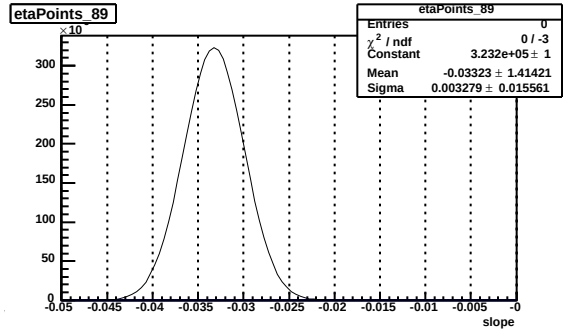
etaPoints_89
etaPoints_89
Entries 0
χ2 / ndf 0 / -3
Constant 3.232e+05 ± 1
Mean -0.03323 ± 1.41421
Sigma 0.003279 ± 0.015561
slope