

ID	WBS	Task Mode	Task Name	Duration	Start	Finish	Predecessors	Cost	Tech risk	Cost risk	Schedule risk	Design risk	Tech weight	Cost weight	Contingency percent	Contingency cost (Cost2)
1	1		<b>Muon Telescope Detector</b>	<b>846 days</b>	<b>Mon 1/3/11</b>	<b>Mon 3/31/14</b>		\$1,397,700...	0	0	0	0	0	0	20.18	\$282,038...
2	1.1		<b>Project Office</b>	<b>846 days</b>	<b>Mon 1/3/11</b>	<b>Mon 3/31/14</b>		<b>\$133,100.00</b>	<b>0</b>	<b>0</b>	<b>0</b>	<b>0</b>	<b>0</b>	<b>0</b>	<b>5</b>	<b>\$6,655.00</b>
3	1.1.1		Project Management	846 days	Mon 1/3/11	Mon 3/31/14		\$0.00	0	0	0	0	0	0	#ERROR	\$0.00
4	1.1.2		BNL OH	846 days	Mon 1/3/11	Mon 3/31/14		\$120,000.00	1	1	2	0	2	1	5	\$6,000.00
5	1.1.3		Rice OH	739 days	Wed 6/1/11	Mon 3/31/14		\$13,100.00	1	1	2	0	2	1	5	\$655.00
6	1.2		<b>MRPC modules</b>	<b>521 days</b>	<b>Mon 1/3/11</b>	<b>Mon 12/31/11</b>		<b>\$60,000.00</b>	<b>0</b>	<b>0</b>	<b>0</b>	<b>0</b>	<b>0</b>	<b>0</b>	<b>14</b>	<b>\$8,400.00</b>
7	1.2.1		Design complete	0 days	Thu 3/31/11	Thu 3/31/11		\$0.00	0	0	0	0	0	0	#ERROR	\$0.00
8	1.2.2		<b>15 modules</b>	<b>131 days</b>	<b>Fri 4/1/11</b>	<b>Fri 9/30/11</b>		<b>\$30,000.00</b>	<b>0</b>	<b>0</b>	<b>0</b>	<b>0</b>	<b>0</b>	<b>0</b>	<b>14</b>	<b>\$4,200.00</b>
9	1.2.2.1		production	87 days	Fri 4/1/11	Sun 7/31/11	7	\$0.00	0	0	0	0	0	0	#ERROR	\$0.00
10	1.2.2.2		shipping	88 days	Wed 6/1/11	Fri 9/30/11	9	\$30,000.00	1	4	8	0	2	1	14	\$4,200.00
11	1.2.3		15 modules received	0 days	Fri 9/30/11	Fri 9/30/11	10	\$0.00	0	0	0	0	0	0	#ERROR	\$0.00
12	1.2.4		<b>50 modules</b>	<b>197 days</b>	<b>Mon 8/1/11</b>	<b>Tue 5/1/12</b>		<b>\$0.00</b>	<b>0</b>	<b>0</b>	<b>0</b>	<b>0</b>	<b>0</b>	<b>0</b>	<b>#ERROR</b>	<b>\$0.00</b>
13	1.2.4.1		production	176 days	Mon 8/1/11	Sat 3/31/12	9	\$0.00	0	0	0	0	0	0	#ERROR	\$0.00
14	1.2.4.2		shipping	153 days	Sat 10/1/11	Tue 5/1/12	13	\$0.00	0	0	0	0	0	0	#ERROR	\$0.00
15	1.2.5		50 modules received	0 days	Tue 5/1/12	Tue 5/1/12	14	\$0.00	0	0	0	0	0	0	#ERROR	\$0.00
16	1.2.6		<b>65 modules</b>	<b>197 days</b>	<b>Sun 4/1/12</b>	<b>Mon 12/31/11</b>		<b>\$30,000.00</b>	<b>0</b>	<b>0</b>	<b>0</b>	<b>0</b>	<b>0</b>	<b>0</b>	<b>14</b>	<b>\$4,200.00</b>
17	1.2.6.1		production	197 days	Sun 4/1/12	Mon 12/31/11	13	\$0.00	0	0	0	0	0	0	#ERROR	\$0.00
18	1.2.6.2		shipping	197 days	Sun 4/1/12	Mon 12/31/11	17	\$30,000.00	1	4	8	0	2	1	14	\$4,200.00
19	1.2.7		65 modules received	0 days	Mon 12/31/11	Mon 12/31/11	18	\$0.00	0	0	0	0	0	0	#ERROR	\$0.00
20	1.3		<b>Mechanical systems</b>	<b>716 days</b>	<b>Mon 1/3/11</b>	<b>Mon 9/30/13</b>		<b>\$421,600.00</b>	<b>0</b>	<b>0</b>	<b>0</b>	<b>0</b>	<b>0</b>	<b>0</b>	<b>19.62</b>	<b>\$82,715.00</b>
21	1.3.1		design complete	0 days	Sat 4/30/11	Sat 4/30/11	7,22	\$0.00	0	0	0	0	0	0	#ERROR	\$0.00
22	1.3.2		mounting design complete	0 days	Sat 4/30/11	Sat 4/30/11	7	\$0.00	0	0	0	0	0	0	#ERROR	\$0.00
23	1.3.3		<b>Purchase tray bed, hanger</b>	<b>414 days</b>	<b>Sat 10/1/11</b>	<b>Wed 5/1/13</b>		<b>\$24,200.00</b>	<b>0</b>	<b>0</b>	<b>0</b>	<b>0</b>	<b>0</b>	<b>0</b>	<b>48</b>	<b>\$11,616.00</b>

Project: msproj11  
Date: Mon 1/3/11

Task		External Milestone		Manual Summary Rollup	
Split		Inactive Task		Manual Summary	
Milestone		Inactive Milestone		Start-only	
Summary		Inactive Summary		Finish-only	
Project Summary		Manual Task		Deadline	
External Tasks		Duration-only		Progress	

ID	WBS	Task Mode	Task Name	Duration	Start	Finish	Predecessor	Cost	Tech risk	Cost risk	Schedule risk	Design risk	Tech weight	Cost weight	Contingency percent	Contingency cost (Cost2)
24	1.3.3.1		Purchase tray bed, r	88 days	Sat 10/1/11	Tue 1/31/12	22	\$6,900.00	6	10	8	8	2	2	48	\$3,312.00
25	1.3.3.2		Purchase tray bed, r	87 days	Tue 1/1/13	Wed 5/1/13	24	\$17,300.00	6	10	8	8	2	2	48	\$8,304.00
26	<b>1.3.4</b>		<b>15 trays</b>	<b>160 days</b>	<b>Sun 5/1/11</b>	<b>Thu 12/8/11</b>		<b>\$16,700.00</b>	<b>0</b>	<b>0</b>	<b>0</b>	<b>0</b>	<b>0</b>	<b>0</b>	<b>18.28</b>	<b>\$3,053.00</b>
27	1.3.4.1		Purchase tray supplies	44 days	Sun 5/1/11	Wed 6/29/11	7,21	\$1,500.00	2	1	8	0	2	1	13	\$195.00
28	1.3.4.2		Purchase tray parts	44 days	Sun 5/1/11	Wed 6/29/11	7,21	\$6,600.00	2	1	8	0	2	1	13	\$858.00
29	1.3.4.3		Purchase tray top	44 days	Sun 5/1/11	Wed 6/29/11	21	\$2,400.00	2	2	8	0	2	2	16	\$384.00
30	1.3.4.4		Purchase tray mounting	44 days	Sun 5/1/11	Wed 6/29/11	22	\$2,200.00	6	10	8	8	2	2	48	\$1,056.00
31	1.3.4.5		shipping	6 days	Tue 11/1/11	Tue 11/8/11		\$4,000.00	1	4	8	0	2	1	14	\$560.00
32	1.3.4.6		installation	23 days	Tue 11/8/11	Thu 12/8/11	31,30	\$0.00	0	0	0	0	0	0	#ERROR	\$0.00
33	1.3.5		12 trays installed	0 days	Thu 12/8/11	Thu 12/8/11	32	\$0.00	0	0	0	0	0	0	#ERROR	\$0.00
34	<b>1.3.6</b>		<b>50 trays</b>	<b>350 days</b>	<b>Mon 8/1/11</b>	<b>Fri 11/30/12</b>		<b>\$30,000.00</b>	<b>0</b>	<b>0</b>	<b>0</b>	<b>0</b>	<b>0</b>	<b>0</b>	<b>21.44</b>	<b>\$6,432.00</b>
35	1.3.6.1		Purchase tray suppli	66 days	Mon 8/1/11	Mon 10/31/11	13	\$2,500.00	2	4	8	0	2	1	16	\$400.00
36	1.3.6.2		Purchase tray parts	66 days	Mon 8/1/11	Mon 10/31/11	13	\$15,000.00	2	4	8	0	2	1	16	\$2,400.00
37	1.3.6.3		Purchase tray top	66 days	Mon 8/1/11	Mon 10/31/11	13	\$3,600.00	2	4	8	0	2	2	20	\$720.00
38	1.3.6.4		Purchase tray moun	46 days	Tue 5/1/12	Tue 7/3/12	33	\$4,900.00	6	10	8	8	2	2	48	\$2,352.00
39	1.3.6.5		shipping	6 days	Wed 8/1/12	Wed 8/8/12		\$4,000.00	1	4	8	0	2	1	14	\$560.00
40	1.3.6.6		installation	83 days	Wed 8/8/12	Fri 11/30/12	38,39	\$0.00	0	0	0	0	0	0	#ERROR	\$0.00
41	1.3.7		38 trays installed	0 days	Fri 11/30/12	Fri 11/30/12	40	\$0.00	0	0	0	0	0	0	#ERROR	\$0.00
42	<b>1.3.8</b>		<b>65 trays</b>	<b>349 days</b>	<b>Wed 8/1/12</b>	<b>Sat 11/30/13</b>		<b>\$38,300.00</b>	<b>0</b>	<b>0</b>	<b>0</b>	<b>0</b>	<b>0</b>	<b>0</b>	<b>23.61</b>	<b>\$9,042.00</b>
43	1.3.8.1		Purchase tray suppli	66 days	Wed 8/1/12	Wed 10/31/11	17	\$3,100.00	2	6	8	0	2	1	18	\$558.00
44	1.3.8.2		Purchase tray parts	66 days	Wed 8/1/12	Wed 10/31/11	17	\$20,000.00	2	6	8	0	2	1	18	\$3,600.00
45	1.3.8.3		Purchase tray top	66 days	Wed 8/1/12	Wed 10/31/11	17	\$4,100.00	2	6	8	0	2	2	24	\$984.00

Project: msproj11 Date: Mon 1/3/11	Task		External Milestone		Manual Summary Rollup	
	Split		Inactive Task		Manual Summary	
	Milestone		Inactive Milestone		Start-only	
	Summary		Inactive Summary		Finish-only	
	Project Summary		Manual Task		Deadline	
	External Tasks		Duration-only		Progress	

ID	WBS	Task Mode	Task Name	Duration	Start	Finish	Predecessors	Cost	Tech risk	Cost risk	Schedule risk	Design risk	Tech weight	Cost weight	Contingency percent	Contingency cost (Cost2)
46	1.3.8.4		Purchase tray mount	45 days	Mon 4/1/13	Fri 5/31/13	41	\$6,900.00	6	10	8	8	2	2	48	\$3,312.00
47	1.3.8.5		shipping	6 days	Thu 8/1/13	Thu 8/8/13		\$4,200.00	1	4	8	0	2	1	14	\$588.00
48	1.3.8.6		installation	83 days	Thu 8/8/13	Sat 11/30/13	47,46	\$0.00	0	0	0	0	0	0	#ERROR	\$0.00
49	1.3.9		45 trays installed	0 days	Sat 11/30/13	Sat 11/30/13	48	\$0.00	0	0	0	0	0	0	#ERROR	\$0.00
50	1.3.10		23 trays delivered to B	0 days	Mon 3/31/14	Mon 3/31/14		\$0.00	0	0	0	0	0	0	#ERROR	\$0.00
51	1.3.11		Tray assembly and test	391 days	Wed 2/1/12	Wed 7/31/13		\$132,000.00	1	4	8	0	2	1	14	\$18,480.00
52	1.3.12		MSTC	846 days	Mon 1/3/11	Mon 3/31/14		\$28,200.00	1	4	4	0	2	1	10	\$2,820.00
53	1.3.13		<b>Gas system</b>	<b>177 days</b>	<b>Sun 4/1/12</b>	<b>Sat 12/1/12</b>		<b>\$17,200.00</b>	<b>0</b>	<b>0</b>	<b>0</b>	<b>0</b>	<b>0</b>	<b>0</b>	<b>14.26</b>	<b>\$2,452.00</b>
54	1.3.13.1		Purchase componer	44 days	Wed 8/1/12	Sun 9/30/12		\$6,000.00	1	6	8	0	2	1	16	\$960.00
55	1.3.13.2		Purchase distributio	67 days	Sun 4/1/12	Sat 6/30/12		\$6,200.00	1	6	8	0	2	1	16	\$992.00
56	1.3.13.3		install distribution	67 days	Sun 7/1/12	Sun 9/30/12	54,55	\$0.00	0	0	0	0	0	0	#ERROR	\$0.00
57	1.3.13.4		MSTC	46 days	Mon 10/1/12	Sat 12/1/12		\$5,000.00	1	4	4	0	2	1	10	\$500.00
58	1.3.14		<b>HV</b>	<b>716 days</b>	<b>Mon 1/3/11</b>	<b>Mon 9/30/13</b>		<b>\$135,000.00</b>	<b>0</b>	<b>0</b>	<b>0</b>	<b>0</b>	<b>0</b>	<b>0</b>	<b>21.35</b>	<b>\$28,820.00</b>
59	1.3.14.1		Purchase HV supplie	197 days	Sun 1/1/12	Sun 9/30/12		\$19,000.00	1	4	8	0	2	1	14	\$2,660.00
60	1.3.14.2		Purchase HV supplie	195 days	Tue 1/1/13	Mon 9/30/13	59	\$19,000.00	1	8	8	0	2	1	18	\$3,420.00
61	1.3.14.3		Purchase year 1 dist	129 days	Mon 1/3/11	Thu 6/30/11		\$13,000.00	1	4	8	0	2	2	18	\$2,340.00
62	1.3.14.4		Purchase year 2 dist	132 days	Sun 1/1/12	Sat 6/30/12	61	\$36,000.00	1	6	8	0	2	2	22	\$7,920.00
63	1.3.14.5		Purchase year 3 dist	130 days	Tue 1/1/13	Sun 6/30/13	62	\$48,000.00	1	8	8	0	2	2	26	\$12,480.00
64	1.3.15		LV units received	0 days	Sun 9/30/12	Sun 9/30/12		\$0.00	0	0	0	0	0	0	#ERROR	\$0.00
65	1.3.16		LV distribution receive	0 days	Sat 6/30/12	Sat 6/30/12		\$0.00	0	0	0	0	0	0	#ERROR	\$0.00
66	1.3.17		Install LV	88 days	Sun 7/1/12	Tue 10/30/12	64,65	\$0.00	0	0	0	0	0	0	#ERROR	\$0.00
67	1.4		<b>electronics</b>	<b>846 days</b>	<b>Mon 1/3/11</b>	<b>Mon 3/31/14</b>		<b>\$783,000.00</b>	<b>0</b>	<b>0</b>	<b>0</b>	<b>0</b>	<b>0</b>	<b>0</b>	<b>23.53</b>	<b>\$184,268...</b>
68	1.4.1		Design complete	0 days	Sat 4/30/11	Sat 4/30/11		\$0.00	0	0	0	0	0	0	#ERROR	\$0.00
69	1.4.2		<b>Board purchase, year</b>	<b>111 days</b>	<b>Sun 5/1/11</b>	<b>Fri 9/30/11</b>		<b>\$25,000.00</b>	<b>0</b>	<b>0</b>	<b>0</b>	<b>0</b>	<b>0</b>	<b>0</b>	<b>20</b>	<b>\$5,000.00</b>
70	1.4.2.1		MFTB (65)	67 days	Mon 5/2/11	Tue 8/2/11	68	\$4,500.00	3	3	8	0	2	2	20	\$900.00

Project: msproj11 Date: Mon 1/3/11	Task		External Milestone		Manual Summary Rollup	
	Split		Inactive Task		Manual Summary	
	Milestone		Inactive Milestone		Start-only	
	Summary		Inactive Summary		Finish-only	
	Project Summary		Manual Task		Deadline	
	External Tasks		Duration-only		Progress	

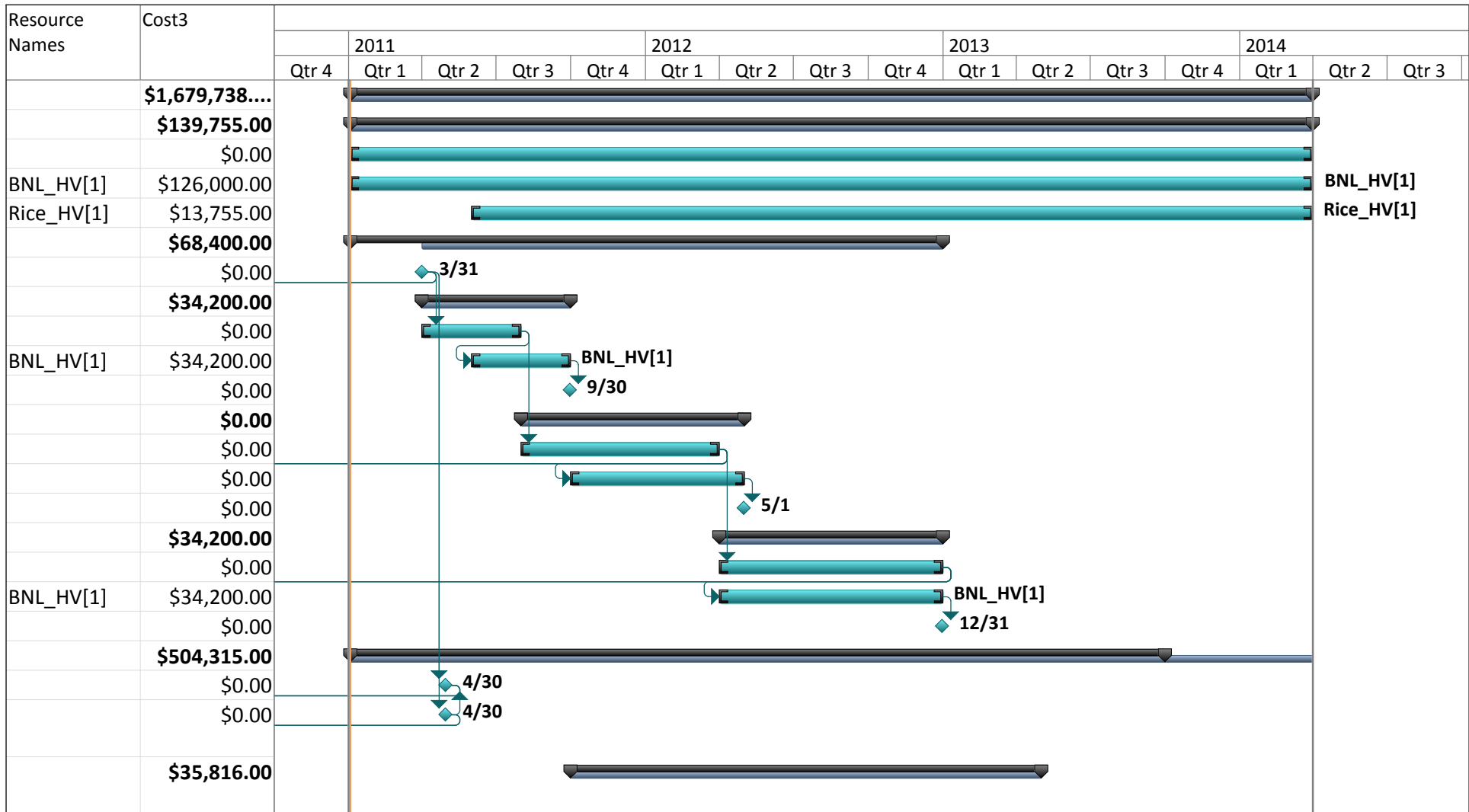
ID	WBS	Task Mode	Task Name	Duration	Start	Finish	Predecessor	Cost	Tech risk	Cost risk	Schedule risk	Design risk	Tech weight	Cost weight	Contingency percent	Contingency cost (Cost2)
71	1.4.2.2		MINO (35)	67 days	Mon 5/2/11	Tue 8/2/11	68	\$16,900.00	3	3	8	0	2	2	20	\$3,380.00
72	1.4.2.3		MTRG(10)	67 days	Mon 5/2/11	Tue 8/2/11	68	\$3,600.00	3	3	8	0	2	2	20	\$720.00
73	<b>1.4.3</b>		<b>Board purchase, year</b>	<b>132 days</b>	<b>Sat 10/1/11</b>	<b>Mon 4/2/12</b>		<b>\$202,400.00</b>	<b>0</b>	<b>0</b>	<b>0</b>	<b>0</b>	<b>0</b>	<b>0</b>	<b>18.54</b>	<b>\$37,520.00</b>
74	1.4.3.1		MFTB (65)	67 days	Sat 10/1/11	Mon 1/2/12	70	\$4,500.00	3	4	8	0	2	2	22	\$990.00
75	1.4.3.2		MINO (45)	67 days	Sat 10/1/11	Mon 1/2/12	71	\$19,100.00	3	4	8	0	2	2	22	\$4,202.00
76	1.4.3.3		MTRG(10)	67 days	Sat 10/1/11	Mon 1/2/12	72	\$3,600.00	3	4	8	0	2	2	22	\$792.00
77	1.4.3.4		TDIG	132 days	Sat 10/1/11	Mon 4/2/12		\$124,800.00	1	4	8	0	2	2	18	\$22,464.00
78	1.4.3.5		TCPU	132 days	Sat 10/1/11	Mon 4/2/12		\$50,400.00	1	4	8	0	2	2	18	\$9,072.00
79	<b>1.4.4</b>		<b>Board purchase, year</b>	<b>131 days</b>	<b>Mon 10/1/11</b>	<b>Mon 4/1/13</b>		<b>\$150,300.00</b>	<b>0</b>	<b>0</b>	<b>0</b>	<b>0</b>	<b>0</b>	<b>0</b>	<b>22.68</b>	<b>\$34,086.00</b>
80	1.4.4.1		MINO (50)	67 days	Mon 10/1/11	Tue 1/1/13	74	\$21,300.00	3	6	8	0	2	2	26	\$5,538.00
81	1.4.4.2		MTRG(12)	67 days	Mon 10/1/11	Tue 1/1/13	75	\$4,200.00	3	6	8	0	2	2	26	\$1,092.00
82	1.4.4.3		TDIG	131 days	Mon 10/1/11	Mon 4/1/13	76	\$124,800.00	1	6	8	0	2	2	22	\$27,456.00
83	<b>1.4.5</b>		<b>Board purchase, year</b>	<b>45 days</b>	<b>Tue 10/1/11</b>	<b>Mon 12/2/11</b>		<b>\$24,000.00</b>	<b>0</b>	<b>0</b>	<b>0</b>	<b>0</b>	<b>0</b>	<b>0</b>	<b>5</b>	<b>\$1,200.00</b>
84	1.4.5.1		HPTDC	45 days	Tue 10/1/11	Mon 12/2/11	68	\$24,000.00	1	1	2	0	2	1	5	\$1,200.00
85	<b>1.4.6</b>		<b>Connections</b>	<b>438 days</b>	<b>Sun 5/1/11</b>	<b>Tue 1/1/13</b>		<b>\$25,000.00</b>	<b>0</b>	<b>0</b>	<b>0</b>	<b>0</b>	<b>0</b>	<b>0</b>	<b>22.48</b>	<b>\$5,620.00</b>
86	1.4.6.1		Connections (36)	67 days	Mon 5/2/11	Tue 8/2/11	68	\$7,000.00	1	4	8	0	2	2	18	\$1,260.00
87	1.4.6.2		Connections (42)	66 days	Sat 10/1/11	Fri 12/30/11	86	\$8,000.00	1	6	8	0	2	2	22	\$1,760.00
88	1.4.6.3		Connections (52)	67 days	Mon 10/1/11	Tue 1/1/13	87	\$10,000.00	1	8	8	0	2	2	26	\$2,600.00
89	<b>1.4.7</b>		<b>Trigger/DAQ</b>	<b>391 days</b>	<b>Mon 10/1/11</b>	<b>Mon 3/31/14</b>		<b>\$74,300.00</b>	<b>0</b>	<b>0</b>	<b>0</b>	<b>0</b>	<b>0</b>	<b>0</b>	<b>18.63</b>	<b>\$13,842.00</b>
90	1.4.7.1		THUB	195 days	Tue 1/1/13	Mon 9/30/13		\$20,000.00	1	6	8	0	2	2	22	\$4,400.00
91	1.4.7.2		TSER	195 days	Tue 1/1/13	Mon 9/30/13		\$5,000.00	1	6	8	0	2	2	22	\$1,100.00
92	1.4.7.3		DRORC/SIU	130 days	Tue 10/1/11	Mon 3/31/14		\$13,300.00	1	4	8	0	2	1	14	\$1,862.00
93	1.4.7.4		QT	131 days	Mon 10/1/11	Mon 4/1/13		\$36,000.00	1	4	8	0	2	2	18	\$6,480.00
94	<b>1.4.8</b>		<b>Purchase, test, install</b>	<b>762 days</b>	<b>Sun 5/1/11</b>	<b>Mon 3/31/14</b>		<b>\$210,000.00</b>	<b>0</b>	<b>0</b>	<b>0</b>	<b>0</b>	<b>0</b>	<b>0</b>	<b>38</b>	<b>\$79,800.00</b>
95	1.4.8.1		Board purchase, tes	762 days	Sun 5/1/11	Mon 3/31/14	68	\$210,000.00	5	10	8	0	2	2	38	\$79,800.00

Project: msproj11 Date: Mon 1/3/11	Task		External Milestone		Manual Summary Rollup	
	Split		Inactive Task		Manual Summary	
	Milestone		Inactive Milestone		Start-only	
	Summary		Inactive Summary		Finish-only	
	Project Summary		Manual Task		Deadline	
	External Tasks		Duration-only		Progress	

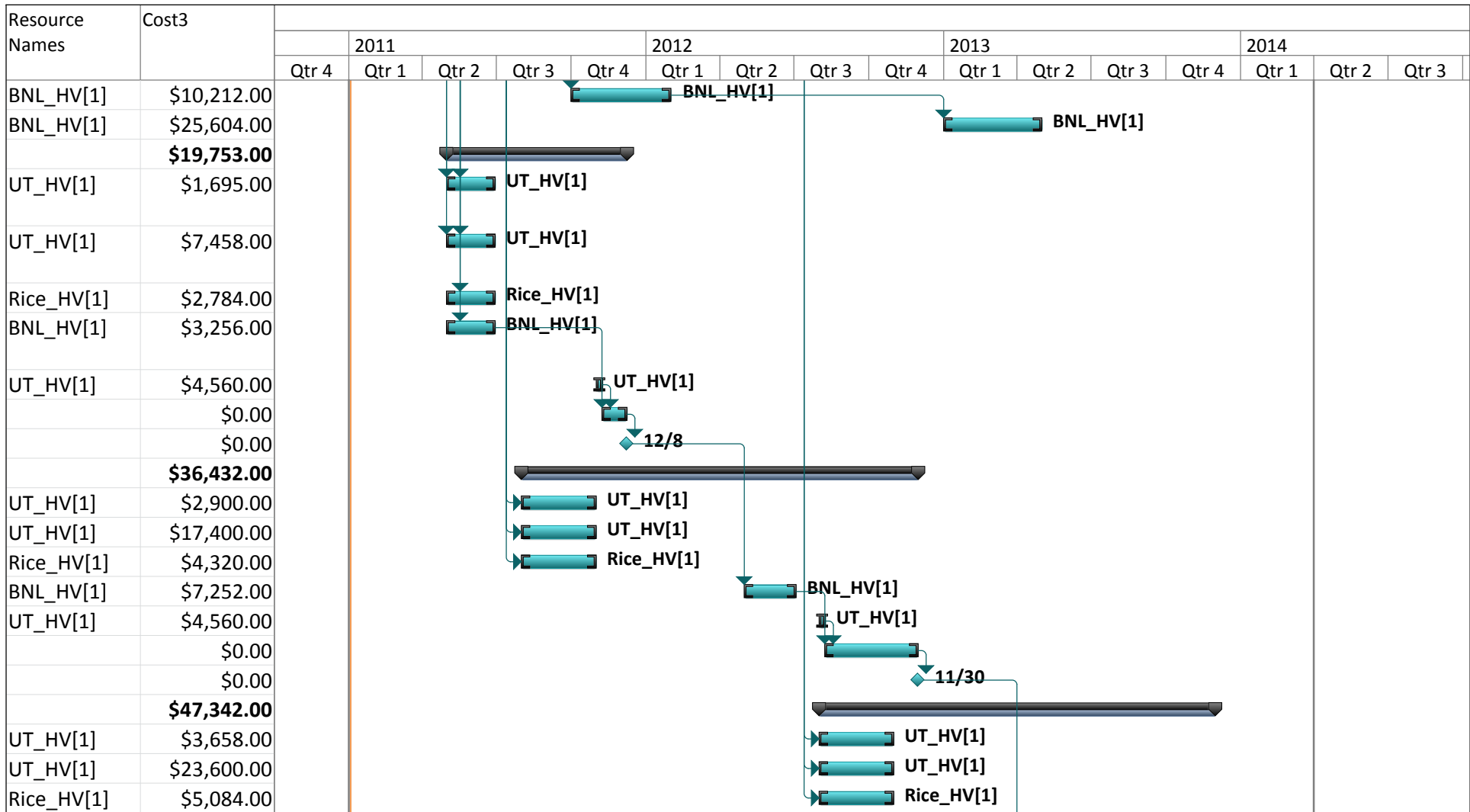
ID	WBS	Task Mode	Task Name	Duration	Start	Finish	Predecessor	Cost	Tech risk	Cost risk	Schedule risk	Design risk	Tech weight	Cost weight	Contingency percent	Contingency cost (Cost2)
96	1.4.8.2		shedule contnigency	130 days	Tue 10/1/13	Mon 3/31/14		\$0.00	0	0	0	0	0	0	#ERROR	\$0.00
97	1.4.9		MSTC	762 days	Sun 5/1/11	Mon 3/31/14		\$72,000.00	1	4	4	0	2	1	10	\$7,200.00
98	1.4.10		Board purchased and tested, year 1	0 days	Fri 9/30/11	Fri 9/30/11		\$0.00	0	0	0	0	0	0	#ERROR	\$0.00
99	1.4.11		Board purchased and tested, year 2	0 days	Sat 6/30/12	Sat 6/30/12		\$0.00	0	0	0	0	0	0	#ERROR	\$0.00
100	1.4.12		Board purchased and tested, year 3	0 days	Sun 6/30/13	Sun 6/30/13		\$0.00	0	0	0	0	0	0	#ERROR	\$0.00
101	1.4.13		Board purchased and tested, year 4	0 days	Fri 1/31/14	Fri 1/31/14		\$0.00	0	0	0	0	0	0	#ERROR	\$0.00

Project: msproj11  
Date: Mon 1/3/11

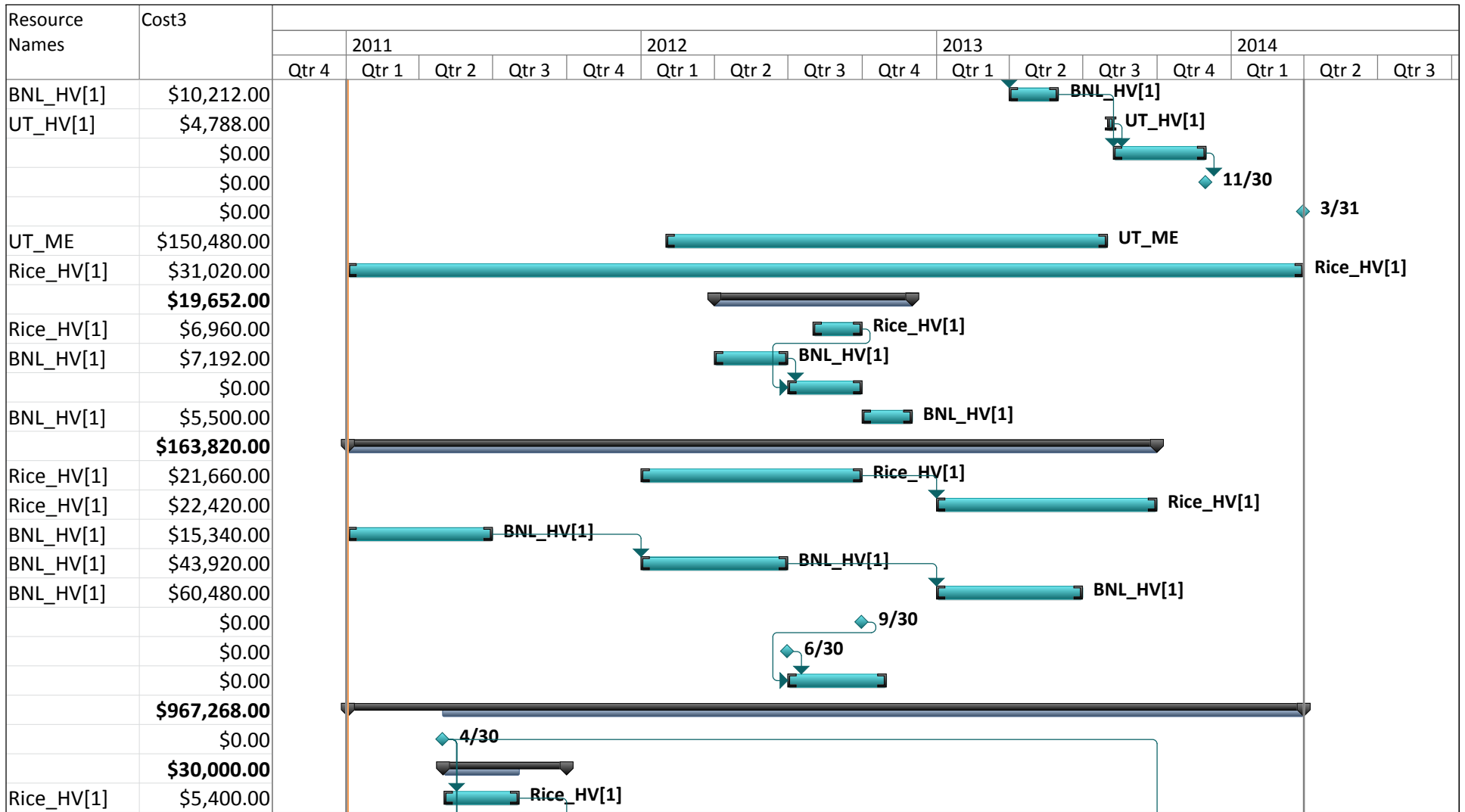
Task		External Milestone		Manual Summary Rollup	
Split		Inactive Task		Manual Summary	
Milestone		Inactive Milestone		Start-only	
Summary		Inactive Summary		Finish-only	
Project Summary		Manual Task		Deadline	
External Tasks		Duration-only		Progress	



Project: msproj11 Date: Mon 1/3/11	Task		External Milestone		Manual Summary Rollup	
	Split		Inactive Task		Manual Summary	
	Milestone		Inactive Milestone		Start-only	
	Summary		Inactive Summary		Finish-only	
	Project Summary		Manual Task		Deadline	
	External Tasks		Duration-only		Progress	

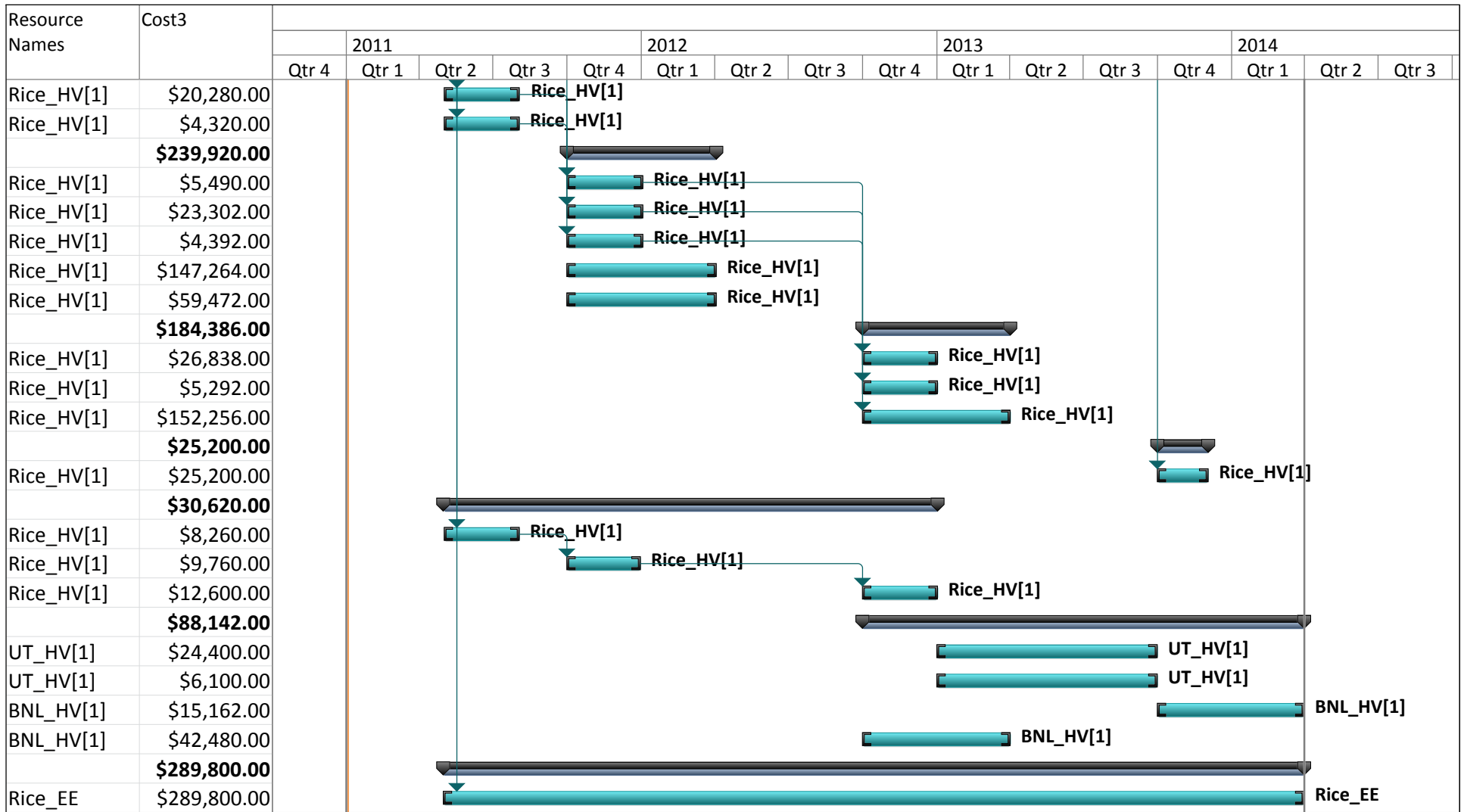


Project: msproj11 Date: Mon 1/3/11	Task		External Milestone		Manual Summary Rollup	
	Split		Inactive Task		Manual Summary	
	Milestone		Inactive Milestone		Start-only	
	Summary		Inactive Summary		Finish-only	
	Project Summary		Manual Task		Deadline	
	External Tasks		Duration-only		Progress	



Project: msproj11 Date: Mon 1/3/11	Task		External Milestone		Manual Summary Rollup	
	Split		Inactive Task		Manual Summary	
	Milestone		Inactive Milestone		Start-only	
	Summary		Inactive Summary		Finish-only	
	Project Summary		Manual Task		Deadline	
	External Tasks		Duration-only		Progress	





Project: msproj11 Date: Mon 1/3/11	Task		External Milestone		Manual Summary Rollup	
	Split		Inactive Task		Manual Summary	
	Milestone		Inactive Milestone		Start-only	
	Summary		Inactive Summary		Finish-only	
	Project Summary		Manual Task		Deadline	
	External Tasks		Duration-only		Progress	

Resource Names	Cost3																	
		2011				2012				2013				2014				
		Qtr 4	Qtr 1	Qtr 2	Qtr 3	Qtr 4	Qtr 1	Qtr 2	Qtr 3	Qtr 4	Qtr 1	Qtr 2	Qtr 3	Qtr 4	Qtr 1	Qtr 2	Qtr 3	
Rice_HV[1]	\$79,200.00																	Rice_HV[1]
	\$0.00																	
	\$0.00																	
	\$0.00																	
	\$0.00																	
	\$0.00																	

Project: msproj11 Date: Mon 1/3/11	Task		External Milestone		Manual Summary Rollup	
	Split		Inactive Task		Manual Summary	
	Milestone		Inactive Milestone		Start-only	
	Summary		Inactive Summary		Finish-only	
	Project Summary		Manual Task		Deadline	
	External Tasks		Duration-only		Progress	